

Unit 1: Spelling ABC (Pelafalan ABC)



Hello! My name is HUDA. H-U-D-A

Today we will learn how to spell ABC.
Let's spell them together!

ABC

A	B	C	D	E	F	G
(ei)	(bi)	(si)	(di)	(i)	(ef)	(ji)
H	I	J	K	L	M	N
(eij)	(ai)	(jei)	(kei)	(el)	(em)	(en)
O	P	Q	R	S	T	U
(ou)	(pi)	(kyu)	(a:r)	(es)	(ti)	(yu)
V	W	X	Y	and	Z	
(vi)	(dabelyu)	(ex)	(wai)		(zed)	

Now I know my ABC, tell me what you think of me.

Practice

Write your name and spell them out!

(Tulis namamu dan eja dengan keras!)

My name is _____.

Write your classmates' name and spell them out!

(Tulis nama-nama teman sekelasmu dan eja dengan keras!)

1. _____
2. _____
3. _____
4. _____
5. _____
6. _____
7. _____
8. _____
9. _____
10. _____

Using Dictionary (Penggunaan Kamus)

How to use a dictionary?

(Bagaimana cara menggunakan kamus?)

Open your dictionary and find the meaning of these words!

(Buka kamusmu dan temukan arti kata-kata ini!)

Translate these words into Indonesian!

(Terjemahkan kata-kata berikut ini ke bahasa Indonesia!)

No.	English	Indonesian
1.	Crocodile	
2.	Watermelon	
3.	Sunflower	
4.	Blackboard	
5.	Policeman	
6.	Grandmother	
7.	Butterfly	
8.	Starfruit	
9.	Drawing book	
10.	Hospital	

Translate these words into English!

(Terjemahkan kata-kata berikut ini ke bahasa Inggris!)

No.	Indonesian	English
1.	Ayah	
2.	Capung	
3.	Anggrek	
4.	Penghapus	
5.	Dokter	
6.	Nangka	
7.	Masjid	
8.	Hijau	
9.	Sungai	
10.	Kota	

Classroom Commands (Komando di Kelas)



CLASSROOM

Before studying, let's pray together!

(Sebelum belajar, mari kita berdo'a bersama!)

Good morning students! (Selamat pagi para murid!)

Good morning Sir! (Selamat pagi Pak!)

Good afternoon! (Selamat siang / Selamat sore)

Sorry Sir, I am late. (Maaf Pak, saya terlambat.)

Come in, please! (Silakan masuk!)

Listen carefully! (Dengarkan dengan seksama!)

Repeat after me! (Ulangi setelah saya!)

Be quiet! (Harap tenang)

Stand up, please! (Silakan berdiri!)

Sit down, please! (Silakan duduk!)

Do you bring your dictionary? (Apakah kamu membawa kamusmu?)

Open your book page 9! (Buka bukumu halaman 9!)

Read your book page 17! (Baca bukumu halaman 17!)

Write on your book! (Tulis di bukumu!)

Close your book now! (Tutup bukumu sekarang!)

Before going home, let's pray together!

(Sebelum pulang, mari kita berdo'a bersama!)

Unit 2: Daily Conversations (Percakapan Harian)


Conversation: King and Zyan spell their names.

King : Hello there! Good morning!	Halo yang di sana! Selamat pagi!
Zyan : Hello! Good morning!	Halo! Selamat pagi!
King : I am King. What is your name?	Saya King. Siapa namamu?
Zyan : My name is Zyan.	Nama saya Zyan.
King : How do you spell your name Zyan?	Bagaimana kamu mengeja namamu?
Zyan : It is Z - Y - A - N. How do you spell your name King?	Z - Y - A - N. Bagaimana kamu mengeja namamu King?
King : It is K - I - N - G. Nice to meet you Zyan.	K - I - N - G. Senang bertemu denganmu Zyan.
Zyan : Nice to meet you too, King.	Senang bertemu denganmu juga King.

Function

- What is your name? (Siapa namamu?)
- My name is _____. (Nama saya _____.)

Introducing Yourself (Memperkenalkan Diri)



- | | |
|-----------------------------|--------------------------|
| a. Hi, I am _____. | c. Nice to meet you. |
| b. Hello, my name is _____. | d. Nice to meet you too. |

Greeting People (Menyapa Orang Lain)



1. Hello! / Hi! / Howdy!
(Halo! / Hi!)
2. Good Morning!
(Selamat pagi!)

3. Good Afternoon!
(Selamat Siang / Sore!)
4. Good Evening!
(Selamat Malam!)



5. How are you?
(Bagaimana kabarmu?)
6. Fine, thanks.
(Baik, terima kasih.)

7. How are you today?
(Bagaimana kabarmu hari ini?)
8. Very well, thanks.
(Sangat baik, terima kasih.)

Conversation: Kuga says hello to Chika and asks her condition.

Kuga : **Hello Chika! Good morning!** Halo Chika! Selamat pagi!
Chika : **Morning Kuga!** Pagi Kuga!
Kuga : **How are you today?** Apa kabarmu hari ini?
Chika : **I am very well, thanks.** Saya sangat baik, makasih.
How about you Kuga? Bagaimana denganmu Kuga?
Kuga : **I am fine.** Saya baik.

Practice

Aldi : _____ Rudy!
Rudy : Hi Aldi!
Aldi : _____ this
morning?
Rudy : I am fine, thanks. How
about you?
Aldi : I am very well, thank you.


Sinta : Good afternoon, Mia!
Mia : _____!
Sinta : How are you today?
Mia : _____.

Nisa : Howdy!
Abim : _____ Nisa!
Nisa : How are you this evening,
Abim?
Abim : Fine, thanks. How about
you, Nisa?
Nisa : _____.

_____ : _____
_____ : _____
_____ : _____
_____ : _____
_____ : _____
_____ : _____
_____ : _____
_____ : _____
_____ : _____
_____ : _____

Leave Taking (Ucapan Perpisahan)

Leave Taking



9. Good-bye! / Bye!
(Selamat tinggal / Dah!)

10. Good Night!
(Selamat malam)

11. See you soon! /
See you later!
(Sampai jumpa lagi!)

Conversation: Luffy is looking for Zoro. He got lost!

Luffy : **Howdy** Nami!

Halo Nami!

Nami : **Hi** Luffy!

Hi Luffy!

Luffy : **How are you** today?

Apa kabarmu hari ini?

Nami : **Fine, thanks.** How about you?

Baik, makasih. Kamu?

Luffy : **Very well.** Where is Zoro?

Baik sekali. Mana Zoro?

Nami : I don't know. Go find him!

Saya ga tahu. Carilah dia!

Luffy : Okay. Bye-bye!

Oke. Dadah!

Nami : Bye Luffy! Don't be late for dinner.

Dah Luffy! Jangan telat makan malam.

Luffy : Sure!

Tentu!

Sanji : What are you doing here?

Sedang apa kamu di sini?

Zoro : I got lost...

Aku tersesat!

Sanji : Yeah, it's you.

Yah, itulah kamu.

Zoro : What do you mean?

Apa maksudmu?

Sanji : (smiling) ah... our captain is coming. Go with him!

(senyum) ah... kapten kita datang. Pergilah bersamanya!

Luffy : (shouting) oii... Zoro! Sanji!

(teriak) oii... Zoro! Sanji!

Zoro : Luffy! Bye Dude!

Luffy! Dah Bung!

Practice

Icha : Good Morning!
Maira : _____, Icha!
Icha : How are you?
Maira : I am very well. And how are you?
Icha : _____, thank you.
Maira : Good-bye!
Icha : Bye! See you soon!

Reno : _____!
Bagas : Good evening!
Reno : Hi, I am Reno.
Bagas : Hello Reno, I am Bagas.
Reno : _____, Bagas.
Bagas : Nice to meet you too, Reno.
Reno : See you later!
Bagas : Okay. Good night!

_____ : _____
_____ : _____
_____ : _____
_____ : _____
_____ : _____
_____ : _____
_____ : _____
_____ : _____
_____ : _____
_____ : _____
_____ : _____
_____ : _____
_____ : _____
_____ : _____
_____ : _____
_____ : _____
_____ : _____
_____ : _____
_____ : _____
_____ : _____
_____ : _____

Unit 3: Noun (Kata Benda)

Singular Noun (Kata Benda Tunggal)

a / an

(sebuah, seekor, seorang)

- (a digunakan sebelum pengucapan huruf mati)

Consonant Pronunciation:

B, C, D, F, G, H, J, K, L, M, N, P, Q, R, S, T, V, W, X, Y, Z

a + consonant >> a boy, a cat, a mango, a student, a tree, a university
(baca: yuniversiti)

- (an digunakan sebelum pengucapan huruf hidup)

Vowel Pronunciation: A, I, U, E, O

an + vowel >> an apple, an iguana, an umbrella, an egg, an hour (baca: awer)

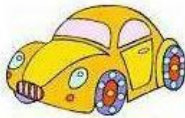
Vocab: Common Nouns

English	Indonesian	English	Indonesian
a boy		an engineer	
a girl		an orange	
a student		an apple	
a teacher		an elephant	
a cat		an iguana	
a tiger		an octopus	
a ruler		an eraser	
a mango		an egg	
a rose		an umbrella	
a university		an hour	
a pilot		an ant	
a pen		an onion	
a table		an animal	
a farmer		an apricot	
a flower		an owl	

Practice

A - An

Write a or an before the names.



___ car



___ aeroplane



___ parrot



___ baby




___ doll



___ hat



___ egg



___ rabbit



___ apple



___ elephant




___ cat



___ ice-cream



___ mouse



___ snake



___ armchair



___ ladybug

Plural Noun (Kata Benda Jamak) -s / -es

Cara mengubah kata benda tunggal menjadi jamak:

1. Menambahkan akhiran -s

Singular	Plural	Meaning
1. Cat	1. Cats	1.
2. Table	2.	2.
3. Watermelon	3.	3.
4. Doctor	4.	4.
5. River	5.	5.

2. Menambahkan akhiran -es untuk kata benda yang berakhiran huruf -s, -ss, -sh, -ch, -x, -z.

Singular	Plural	Meaning
1. Bus	1. Buses	1.
2. Class	2.	2.
3. Brush	3.	3.
4. Beach	4.	4.
5. Box	5.	5.
6. Quiz	6.	6.

3. Kata benda yang berakhiran -o didahului huruf mati ditambah -es.

Singular	Plural	Meaning
1. Tom <u>ato</u>	1. Tomatoes	1.
2. Pot <u>ato</u>	2. Potatoes	2.
kecuali: piano, photo, rhino hanya ditambah -s		
1. Piano	1.	1.
2. Photo	2.	2.
3. Rhino	3.	3.

4. Kata benda yang berakhiran -y didahului huruf mati maka -y berubah menjadi -i kemudian ditambah -es (-y ⇒ -ies).

Singular	Plural	Meaning
1. Straw <u>ber</u> ry	1. Strawberries	1.
2. But <u>ter</u> fly	2.	2.
3. Lad <u>y</u>	3.	3.
4. Part <u>y</u>	4.	4.
5. Coun <u>tr</u> y	5.	5.

5. Kata benda yang berakhiran **-f** atau **-fe** maka **-f** atau **-fe** berubah menjadi **-v** kemudian ditambah **-es** (**-f/-fe** ⇨ **-ves**).

Singular	Plural	Meaning
1. Leaf	1. Leaves	1.
2. Wolf	2.	2.
3. Knife	3.	3.

Irregular Nouns (Kata benda tidak beraturan)

Singular	Plural	Meaning
1. Man	1. Men	1.
2. Woman	2. Women	2.
3. Child	3. Children	3.
4. Tooth	4. Teeth	4.
5. Foot	5. Feet	5.
6. Goose	6. Geese	6.
7. Ox	7. Oxen	7.
8. Mouse	8. Mice	8.
9. Sheep	9. Sheep	9.
10. Deer	10. Deer	10.

Practice

Singular	Plural	Meaning
1. Pilot	1.	1.
2. Boy	2.	2.
3. Chair	3.	3.
4. Policeman	4.	4.
5. Cherry	5.	5.
6. Housewife	6.	6.
7. Child	7.	7.
8. Banana	8.	8.
9. Grass	9.	9.
10. Midwife	10.	10.
11. Sheep	11.	11.
12. Lion	12.	12.
13. Bench	13.	13.
14. Tooth	14.	14.
15. House	15.	15.

Unit 4: What Animal Is That? (Hewan Apakah Itu?)

Conversation: King has a new pet, a koala bear.

Ban : What animal is that King? Hewan apa itu King?
 King : It is a koala bear. Dia seekor koala.
 Ban : Where does it come from? Dari mana asalnya?
 King : It comes from Australia. Dia berasal dari Australia.
 Ban : And where is the Australia? Dan di mana Australia itu?
 King : !@#%\$%^&* (Kesal)

Vocab: Animals


No.	Indonesian	English	No.	Indonesian	English
1	Anjing		19	Kodok	
2	Anjing Laut		20	Kucing	
3	Ayam Jago		21	Kuda Nil	
4	Babi		22	Kupu-kupu	
5	Badak		23	Kura-kura	
6	Bebek		24	Landak	
7	Berang-berang		25	Lebah	
8	Beruang		26	Monyet	
9	Buaya		27	Panda	
10	Burung		28	Rubah	
11	Gajah		29	Rusa	
12	Harimau		30	Sapi	
13	Ikan		31	Sapi Jantan	
14	Jerapah		32	Singa	
15	Kambing		33	Tikus	
16	Kangguru		34	Tupai	
17	Keledai		35	Ular	

18	Kelinci		36	Zebra	
----	---------	--	----	-------	--











Function

- What animal is this? (Hewan apakah ini?)
This is.... + singular noun (Ini adalah.... + kata benda tunggal)
- What animal is that? (Hewan apakah itu?)
That is.... + singular noun (Itu adalah.... + kata benda tunggal)

What animal is this? This is an ant. (Ini adalah seekor semut.)

What animal is that? That is a spider. (Itu adalah seekor laba-laba.)

Review 1

No.	English	Indonesian
1.	This is a starfruit.	
2.	That is a car.	
3.		Ini adalah sebuah penghapus.
4.	This is my mother.	
5.		Itu adalah bukumu.
6.		Itu adalah seekor harimau.
7.	That is a policeman.	
8.		Ini adalah sebuah apel.
9.		Siapa namamu?
10.	My name is Zyan.	
11.	How are you today?	
12.		Saya sangat baik.
13.		Sampai jumpa lagi!
14.	Nice to meet you!	
15.		Itu adalah seekor kura-kura.
16.	Hello Diane, good morning!	
17.		Selamat siang Sanji!
18.		Selamat sore Zoro!
19.	Good evening Luffy!	
20.	Hi, I am King.	
21.	Good night, see you later!	
22.		Selamat tinggal Bagas!
23.	Stand up, please!	
24.		Buka bukumu halaman 10!
25.	Before studying, let's pray together!	
26.		Sebelum pulang mari kita berdo'a bersama.
27.	Do you bring your dictionary?	
28.		Silakan duduk!
29.	Read your book page 25!	
30.		Ulangi setelah saya!

Unit 5: What Is Your Favorite Fruit? (Apa Buah Kesukaanmu?)



Apel



Avocado



Pisang



Blueberry



Cherry



Coconut



Anggur



Kiwi



Lemon



Melon



Jeruk



Papaya



Peach



Pir



Pineapple



Pomegranate




Raspberry



Strawberry



Semangka



Fruits

Function

- What is your favorite fruit? (Apa buah kesukaanmu?)

My favorite fruit is _____. "singular"












(Buah kesukaanmu adalah _____. "tunggal")

My favorite fruits are _____, _____, _____. "plural"

(Buah kesukaanmu adalah _____, _____, _____. "jamak")

This is / That is

Use singular noun! (Gunakan kata benda tunggal!)

What fruit is this?		This is a Raspberry. Ini adalah sebuah raspberry.
What fruit is that?		That is a _____. Itu adalah sebuah _____.
What fruit is this?		_____.
What fruit is that?		_____.
What fruit is this?		_____.
What fruit is that?		_____.
What fruit is this?		_____.
What fruit is that?		_____.
What fruit is this?		_____.
What fruit is that?		_____.
What fruit is this?		_____.

Function



This is / These are (Ini adalah)







- | | |
|------------------------------|---------------------------------------|
| • What is this? | (Apakah ini?) |
| This is.... + singular noun | (Ini adalah.... + kata benda tunggal) |
| • What are these? | (Apakah ini?) |
| These are + plural noun | (Ini adalah + kata benda jamak) |

That is / Those are (Itu adalah)

- | | |
|------------------------------|---------------------------------------|
| • What is that? | (Apakah itu?) |
| That is.... + singular noun | (Itu adalah.... + kata benda tunggal) |
| • What are those? | (Apakah itu?) |
| Those are + plural noun | (Itu adalah + kata benda jamak) |

Example:

Picture	Singular	Plural
	This is a ruler. (Ini adalah sebuah penggaris.)	These are rulers. (Ini adalah penggaris-penggaris.)
	That is an apple. (Itu adalah sebuah apel.)	Those are apples. (Itu adalah apel-apel.)

Picture	Singular	Plural
		
		
		
		
		
		

Unit 6: What Are You? (Apa pekerjaanmu?)

Subject Pronouns (Kata ganti subjek)

Singular		Plural	
I am	Saya	We are	Kami
You are	Kamu	You are	Kalian
He is	Dia (lk)	They are	Mereka
She is	Dia (pr)		
It is	Dia (h/b)		



pilot

Hi, my name is Felix. **I am a pilot.** You can find me on a plane, I work there.

(Hi, nama saya Felix. Saya seorang pilot. Kalian bisa menemukanku di _____, Saya bekerja di sana.)

She is Julie. **She is a nurse.** She works in the hospital. If you are sick, you can come to the hospital.

(Dia Julie. Dia seorang suster. Dia bekerja di _____. Jika kamu sakit, kamu bisa datang ke RS.)



Nurse



policeman

He is Astro, a policeman. He works at the police station. If you see a crime, you can tell him.

(Dia Astro, seorang polisi. Dia bekerja di kantor polisi. Jika kamu melihat sebuah _____, beritahu dia.)

Hello guys! I'm King. **I am a knight**, a member of Nanatsu No Taizai. Our captain is Meliodas.

(Halo semuanya! Saya King. Saya seorang kesatria, salah seorang _____ Nanatsu No Taizai. Kapten kami bernama Meliodas.)



They are Ash's pokemon. What are they? They fight for their master.

(Mereka adalah pokemon Ash. Apa pekerjaan mereka? Mereka bertarung untuk tuan mereka.)

Function

<p>What are you? (Apa pekerjaanmu?) I am a / an _____. (Saya seorang _____.)</p>	<p>What is he? (Apa pekerjaannya?) He is a / an _____. (Dia (lk) seorang _____.)</p> <p>What is she? (Apa pekerjaannya?) She is a / an _____. (Dia (pr) seorang _____.)</p>
---	---

 artist	 pilot	 cook	 dancer
 doctor	 engineer	 farmer	 fireman
 policeman	 judge	 singer	 swimmer
 musician	 Nurse	 office worker	 Soccer Player

Vocabs: Jobs / Occupations

English	Indonesian	English	Indonesian
Artist		Nurse	
Bodyguard		Office boy	
Collegian		Office girl	
Cook		Office Worker	
Dancer		Pilot	
dentist		Policeman	
Director		Policewoman	
Doctor		Racer	
Driver		Sailor	
Engineer		Seller	
Entrepreneur		Singer	
Farmer		Soccer Player	
Fireman		Soldier	
Gardener		Steward	
Housekeeper		Stewardess	
Housewife		Student	
Judge		Swimmer	
Manager		Tailor	
Midwife		Teacher	
Musician		Worker	

Practice

What are you Sanji? I am a _____. (Saya seorang koki.)
 What are you Haq? I am a bodyguard. (Saya seorang _____.)
 What is Yona? She is a princess. (Dia seorang _____.)
 What is King? He is a _____. (Dia seorang kesatria.)
 What is Kuga? He is a student. (Dia seorang _____.)
 What am I? You are a _____. (Kamu seorang guru.)

- What is your father? My father is _____.
- What is your mother? My mother is _____.

 firefighter	He works at the fire station. (Dia bekerja di departemen pemadam kebakaran.) What is he? _____
 singer	She likes singing. (Dia senang bernyanyi.) What is she? _____
 swimmer	He usually swims twice a week. (Dia biasa berenang dua kali seminggu.) What is he? _____
 farmer	He has many farm animals. He likes growing seeds. (Dia punya banyak hewan ternak. Dia suka menanam bibit.) What is he? _____
 doctor	He works in the hospital. (Dia bekerja di RS.) What is he? _____
 Soccer Player	He loves playing soccer. (Dia suka bermain sepak bola.) What is he? _____
 artist	He likes making some arts. (Dia suka membuat kesenian.) What is he? _____

Vocab: Common Verbs

I, You, We, They (Plural Verb)	He, She, It (Singular Verb)	Meaning (Arti)
Work	Works	Bekerja
Like	Likes	Suka, Senang, Menyukai
Love	Loves	Suka, Cinta, Sayang
Swim	Swims	Berenang
Have	Has	Punya, Mempunyai

Unit 7: How is your family? (Bagaimana kabar keluargamu?)

Conversation: Haq meets Yona's father

Yona	:	Hi Haq! How are you?	Hi Haq! Gimana kabarmu?
Haq	:	Fine.	Baik.
Yona	:	Haq, this is my father, Mr. Yuda	Hak, ini ayahku, Tuan Yuda.
Haq	:	Good afternoon Sir!	Selamat sore Pak!
Mr. Yuda	:	Good afternoon Haq! Long time no see. How are your parents?	Selamat sore Haq! Lama tidak bertemu. Bagaimana kabar orangtuamu?
Haq	:	They are fine, Sir. How is Mrs. Rina?	Mereka baik, Pak. Bagaimana kabar nyonya Rina?
Mr. Yuda	:	She is pretty well.	Dia sangat baik.
Haq	:	How is your brother Yona?	Bagaimana kabar saudaramu Yona?
Yona	:	He is okay.	Dia baik-baik saja.

Function

- How are you? I am.... + fine / very well / pretty well / okay
I am.... + not fine / unwell / not okay / ill / sick
- How is he? He is.... + condition
- How is she? She is.... + condition

Vocab: Family Members

English	Indonesian	English	Indonesian
Parents		Grandfather	
Father		Grandmother	
Mother		Uncle	
Brother		Aunt	
Sister		Cousin	

Conversation: Zidan visits Nina while she is sick.

Zidan : **How are you** today my cousin?
(Bagaimana kabarmu hari ini speupuku?)
Nina : **Still awful.** (masih sakit = still sick)
Zidan : **I am sorry to hear that.** (Saya turut prihatin)
Nina : It's okay. I will get better as soon as possible.
(Tidak masalah. Saya akan baikan secepatnya.)
Zidan : Yeah.. I hope so. **Get well soon!**
(Ya.. saya harap begitu. Semoga lekas sembuh.)

Practice

Yasa : Howdy Zaky! How are you?
Zaky : _____. How about you, Yasa?
Yasa : I am very well too. How is your brother?
Zaky : He is _____.
Yasa : I am sorry to hear that.

How are you this morning? _____.

How is your father? _____.

How is your mother? _____.

How are your parents? _____.

How is your brother? _____.

How is your sister? _____.

How is your grandmother? _____.

How is your grandfather? _____.

How is your uncle? _____.

How is your aunt? _____.

How is your cousin? _____.

How is Haq? _____.

How is Yona? _____.

How is Nina? _____.

Unit 8: Numbers (Bilangan)

1 One	11 Eleven	21 Twenty-one	31 Thirty-one
2 Two	12 Twelve	22 Twenty-two	32 Thirty-two
3 Three	13 Thirteen	23 Twenty-three	33 Thirty-three
4 Four	14 Fourteen	24 Twenty-four	34 Thirty-four
5 Five	15 Fifteen	25 Twenty-five	35 Thirty-five
6 Six	16 Sixteen	26 Twenty-six	36 Thirty-six
7 Seven	17 Seventeen	27 Twenty-seven	37 Thirty-seven
8 Eight	18 Eighteen	28 Twenty-eight	38 Thirty-eight
9 Nine	19 Nineteen	29 Twenty-nine	39 Thirty-nine
10 Ten	20 Twenty	30 Thirty	40 Forty

41 Forty-one	51 Fifty-one	61 Sixty-one
42 Forty-two	52 Fifty-two	62 Sixty-two
43 Forty-three	53 Fifty-three	63 Sixty-three
44 Forty-four	54 Fifty-four	64 Sixty-four
45 Forty-five	55 Fifty-five	65 Sixty-five
46 Forty-six	56 Fifty-six	66 Sixty-six
47 Forty-seven	57 Fifty-seven	67 Sixty-seven
48 Forty-eight	58 Fifty-eight	68 Sixty-eight
49 Forty-nine	59 Fifty-nine	69 Sixty-nine
50 Fifty	60 Sixty	70 Seventy

71 Seventy-one	81 Eighty-one	91 Ninety-one
72 Seventy-two	82 Eighty-two	92 Ninety-two
73 Seventy-three	83 Eighty-three	93 Ninety-three
74 Seventy-four	84 Eighty-four	94 Ninety-four
75 Seventy-five	85 Eighty-five	95 Ninety-five
76 Seventy-six	86 Eighty-six	96 Ninety-six
77 Seventy-seven	87 Eighty-seven	97 Ninety-seven
78 Seventy-eight	88 Eighty-eight	98 Ninety-eight
79 Seventy-nine	89 Eighty-nine	99 Ninety-nine
80 Eighty	90 Ninety	100 One Hundred

Function

- How many ____ are there....? (Berapa banyak ____ yang ada....?)
- There is a / an / one ____ Ada sebuah / seorang / 1 ____
- There are + number > 1 ____ Ada + angka > 1 ____

Example:

How many books are there on the table?

(Berapa banyak buku yang ada di meja?)






- There is one book. (Ada satu buku)
- There are five books. (Ada lima buku)
- There is no book. (Tidak ada buku.) *no = 0
- There are many books. (Ada banyak buku.)






Conversation



- | | |
|--|--|
| <p>Osamu : How many people are there in the picture?</p> <p>Chika : There are 4 people.</p> <p>Osamu : How many pigeons are there in the picture?</p> <p>Chika : Wait a second, I have to count them.</p> <p>Jin : There are many pigeons.</p> <p>Yuichi : Hahaha I don't need to count them.</p> <p>Osamu : What a smart boy! ^-^</p> | <p>Berapa banyak orang yang ada pada gambar?</p> <p>Ada 4 orang.</p> <p>Berapa banyak burung merpati yang ada pada gambar?</p> <p>Tunggu sebentar, saya harus menghitungnya.</p> <p>Ada banyak burung merpati. Hahaha saya tidak perlu menghitungnya.</p> <p>Alangkah pintarnya! ^-^</p> |
|--|--|

Practice

How many flowers are there? There are ___ flowers.	
How many pencils are there? _____.	
How many fruits are there? There are ___ raspberries and ___ strawberry.	
How many sheep are there? There is ___ sheep.	
How many notebooks are there? _____.	

79		How many fishes are there in the pond? _____.
36		How many tomatoes are there in the garden? _____.
12		How many cars are there in the garage? _____.
94		How many birds are there on the tree? _____.
58		How many turtles are there in the river? _____.

Vocab: Adverb of Places		singular	plural
in the pond	di dalam kolam	a flower	flowers
in the garden	di kebun	a pencil	pencils
in the garage	di dalam garasi	a cat	cats
in the river	di dalam sungai	a raspberry	raspberries
in the picture	di / pada gambar	a strawberry	strawberries
on the tree	di atas pohon	a fish	fishes
on the table	di atas meja	a tomato	tomatoes

Review 2

No.	English	Indonesian
1.	He is an engineer.	
2.	This is a seal.	
3.	You are a midwife.	
4.		Buah kesukaanku adalah apel.
5.	How many students are there in the class?	
6.		Bagaimana kabar ibumu?
7.		Ada 59 tomat di atas meja.
8.	We are policemen.	
9.		Ini adalah sebuah mobil.
10.	These are monkeys.	
11.		Mereka adalah para tentara.
12.		Itu adalah anggur-anggur.
13.		Dia (pr) seorang siswa.
14.	I am a steward.	
15.	Those are deer.	
16.		Ada banyak bunga di kebun.
17.		Saya seorang perenang.
18.	There is a car in the garage.	
19.	There is no pen on the table.	
20.		Ini adalah kamus-kamus.
21.		Kalian adalah para sopir.
22.	She is a nurse.	
23.		Dia adalah seekor jerapah.
24.		Mereka adalah para angsa.
25.	There are many fishes.	
26.		Dia adalah seekor domba.
27.	This is an egg.	
28.		Itu adalah seekor kuda.
29.	My grandfather is fine.	
30.	There are thirty-seven books.	

Unit 9: I Have Many Things

Conversation

- Enju : Satomi, may I ask you some questions?
(Satomi, boleh aku bertanya?)
- Satomi : Anything. (Apapun.)
- Enju : **How many books do you have at home?**
(Berapa banyak buku yang kamu miliki di rumah?)
- Satomi : **I have 925.837 books.** (Saya punya 925.837 buku.)
- Enju : **Wow...! You have so many books.**
(Wow...! Kamu punya banyak sekali buku.)
- Satomi : Indeed. (Memang.)
- Enju : Do you remember the titles of them?
(Apakah kamu ingat judul-judulnya?)
- Satomi : Of course. I memorize all of them.
(Tentu. Saya menghafal semuanya.)
- Enju : Amazing! Could you please tell me all of them? *grinning
(Menakjubkan! Bisa kamu sebutkan semuanya?)
- Satomi : No, problem... My fave books are Sherlock Holmes, King Arthur, The Lord of The Ring, Harry Potter series, Overlord, No Game No Life, Nanatsu No Taizai, Detective Conan, Hataraku Maou Sama, World Trigger, Arslan Shenki, Akatsuki No Yona, Naruto, One Piece, Ushio to Tora, Inuyasha, Pokemon,, -after an hour- and Black Bullet for sure. (Tidak masalah... buku-buku kesukaanku adalah Sherlock Holmes,, -setelah 1 jam- dan tentu saja Black Bullet.)
- Enju : Is that all? *drowsy (Apakah itu semuanya? *mengantuk)
- Satomi : Nope, those are only my fave ones. Should I go on?
: (Tidak, itu hanya kesukaanku. Haruskah kulanjutkan?)
- Enju : No...thank you. zzzZZ (Tidak...makasih. Tertidur.)
- Satomi : ^-^ sleep well! (tidurlah yang nyenyak!)
- Enju : Satomi is really a serious one. (Satomi benar-benar orang yang serius.) *mengigau

Function

- How many ____ do you have?
(Berapa banyak ____ yang kamu punya?)
I have + number ____ (Saya punya + angka ____)

Example:

How many pens do you have? (Berapa banyak pena yang kamu punya?)

I have 7 pens. (Saya punya 7 pena.)

I have no pen. (Saya tidak punya pena.)

I have many pens. (Saya punya banyak pena.)



Practice

1. How many books do you have? _____.
2. How many pencils do you have? _____.
3. How many brothers do you have? _____.
4. How many sisters do you have? _____.
5. How many cats do you have? _____.
6. How many bags do you have? _____.
7. How many shoes do you have? _____.
8. How many toys do you have? _____.
9. How many bikes do you have? _____.
10. How many helicopters do you have? _____.

Vocab: Useful phrases

I have no money. = I don't have money. (Saya tidak punya uang.)

I have an idea. (Saya punya ide.)

I have nobody. (Saya tidak punya siapa pun.)

I have nothing. (Saya tidak punya apa pun.)

Translate these sentences into Indonesian!

1. I have three apples. _____.
2. I have many cats at home. _____.
3. I don't have a horse. _____.
4. I have twenty-four markers. _____.
5. I don't have a ruler. _____.
6. I don't have many friends. _____.
7. I have a new bike. _____.
8. We have many candies. _____.
9. They have thirty-five cakes. _____.
10. You don't have an eraser. _____.

Have / Has

Function

I, You, We, They + Have
He, She, It + Has

Practice

Translate these sentences into Indonesian!

English	Indonesian
I have a bicycle.	_____
You (s) have three cats.	_____
We have many friends.	_____
They have one hundred pens.	_____
You (p) have ten watermelons.	_____
He has an orange.	_____
She has thirteen roses.	_____
It has a tail.	_____
Tomy has some brothers.	_____
Linda has a horse.	_____

Translate these sentences into English!

Indonesian	English
Dia (pr) memiliki seekor kelinci.	_____
Kami memiliki banyak anak.	_____
Dia (hewan) memiliki 4 kaki.	_____
Kamu memiliki 85 kelereng.	_____
Mereka memiliki sebuah mobil.	_____
Dia (lk) memiliki dua kamus.	_____
Saya memiliki 49 domba.	_____
Kalian memiliki seekor sapi.	_____
Bibi saya memiliki banyak domba.	_____
Paman Joe memiliki sebuah pohon apel.	_____

Unit 10: Adjectives (Kata Sifat)

Conversation




- Arthur : Meliodas, I just saw a **green cow**.
(Meliodas, saya baru saja melihat seekor sapi hijau.)
- Meliodas : How could it be? (Bagaimana mungkin?)
- Arthur : I am serious. (Saya serius.)
- Meliodas : I have seen so many cows but there is no a **green cow**.
(Saya sudah melihat begitu banyak sapi tapi tidak ada yang berwarna hijau.)
- Arthur : You can see it by yourself then.
(Kamu bisa melihatnya sendiri.)
- Meliodas : Where is it? (Mana dia?)
- Arthur : Here you are! My **little sister** just finished coloring it.
(Ini dia! Adik kecilku baru saja selesai mewarnainya.)
- Meliodas : What a **stupid boy**! (Alangkah bodohnya anak ini!)

Function

- Adjective + Noun

This is a delicious apple. (Ini sebuah apel yang lezat.)

This apple is delicious. (Apel ini lezat.)

 BIG	That is a big ball. (Itu sebuah bola yang besar.)	This is small ball. (Ini sebuah bola yang kecil.)	 SMALL
 SAME	They are same. (Mereka sama.)	It is different. (Dia berbeda.)	 DIFFERENT
 BAD	James is a bad boy. (James seorang anak laki-laki yang nakal.)	Misty is a good girl. (Misty seorang anak perempuan yang baik.)	 GOOD
 CLEAN	She is clean. (Dia bersih.)	He is dirty. (Dia kotor.)	 DIRTY

Find the meaning of these sentences!

- cute baby > They have a cute baby.
- sweet candy > This is a sweet candy.
- sour lemon > What a sour lemon!
- black cat > There is a black cat.
- blue hat > I have a blue hat.
- beautiful morning > It is a beautiful morning.
- strong man > He is a strong man.
- ugly duck > This is a story about an ugly duck.
- old man > That old man is my grandpa.
- young man > Don't be lazy, young man!

Make your own sentences!

- small ant > _____.
- big elephant > _____.
- active boy > _____.
- lazy girl > _____.
- same pen > _____.
- different pencil > _____.
- beautiful woman > _____.
- handsome man > _____.
- yellow banana > _____.
- red apple > _____.



Unit 11: Where are you? (Di mana kamu?)

Conversation: Tora is talking to Ushio on the phone.

Tora	:	Are you at home, Ushio?	Apakah kamu di rumah Ushio?
Ushio	:	Yes, I am. I am at home.	Ya. Saya di rumah.
		Where are you Tora?	Di mana kamu Tora?
Tora	:	I am at school now.	Saya di sekolah sekarang.
Ushio	:	What are you doing there?	Apa yang kamu lakukan di sana?
Tora	:	I am looking for you?	Saya sedang mencarimu.
Ushio	:	???	???



Vocab: Adverb of Places

at home	di rumah
at school	di sekolah
at work	di tempat kerja
at the university	di universitas
at the bank	di bank
at the bookstore	di toko buku
at the restaurant	di restoran
at the police station	di kantor polisi
in the classroom	di dalam kelas
in the fridge	di dalam kulkas
in Prabumulih	di Prabumulih
in my room	di kamarku
in the market	di pasar
in the city	di kota
in the garden	di kebun
in the way	di jalanan
on the way	dalam perjalanan
on the beach	di pantai
on a bus	di sebuah bis
on a plane	di sebuah pesawat terbang
on a ship	di sebuah kapal laut
on a bike	di sepeda
on the table	di atas meja
on the wall	di dinding

Practice

Where is Ushio? Ushio is at home. / He is at home.

Where is Tora? He is at school.

	<p>Hi... I am Diane. King's friend. We are going to the beach now. Are you coming? (Hi... saya Diane. Teman King. Kami akan ke pantai sekarang. Mau ikut?) Where is Diane? _____.</p>
	<p>Haq: Yona lives in here. I have to protect her. (Haq: Yona tinggal di sini. Aku harus menjaganya.) Where are Yona and Haq? _____.</p>
	<p>Kuga: We are on camping now. Oshamu and Chika are looking for some firewood. (Kuga: Kami sedang berkemah sekarang. Oshamu dan Chika sedang mencari kayu bakar.) Where are they? _____.</p>
	<p>My name is Brock and I want to visit my friend, Ash. He is sick. (Nama saya Brock dan saya ingin mengunjungi teman saya Ash. Dia sedang sakit.) Where is Brock? _____.</p>
	<p>Naruto: I'm starving. (Aku kelaparan.) Lee: Me too. Let's find something to eat. (Aku juga mari cari sesuatu untuk dimakan.) Where are Naruto and Rock Lee? _____.</p>

Translate these sentences into English!

1. Dia (lk) ada di taman.
2. Kamu ada di kantor pos.
3. Mereka tidak ada di bandara.
4. Dia (hewan) tidak di atas atap.
5. Kami tidak ada di sekolah.

Unit 12: Subject Pronouns (Kata Ganti Subjek)

Be - Present Tense "am, is, are"
(Tobe - Waktu Sekarang)

	Singular		Plural	
1 st	I	am	We	are
2 nd	You	are	You	are
3 rd	He She It	is	They	are

Singular		
S	V	O
I	am	a student.
You	are	a teacher.
He	is	a boy.
She	is	a girl.
It	is	a cat.

Plural		
S	V	O
We	are	students.
You	are	teachers.
They	are	soldiers.

Mark is a clever boy.

(Mark = he)

Tina is a diligent girl.

(Tina = she)

The cat is black.

(The cat = it)

I and Zyan are close friend.

(I + Zyan = we)

My brothers are racers.

(My brothers = They)

King and Kuga are playing soccer.

(King + Kuga = They)

(+) Subject + Verb be (am, is, are) + Object

Singular		Plural	
I am	Saya	We are	Kami
You are	Kamu	You are	Kalian
He is	Dia (lk)	They are	Mereka
She is	Dia (pr)		
It is	Dia (h/b)		

Translate these sentences into Indonesian!

1.	I am a student.	
2.	You are a teacher.	
3.	He is a good boy.	
4.	She is a beautiful girl.	
5.	It is a white cat.	
6.	We are policemen.	
7.	They are soccer players.	
8.	My mother is a housewife.	
9.	Yona is a princess.	
10.	The bananas are yellow.	

Translate these sentences into English!

1.	Ayah saya seorang pilot.	
2.	Mark adalah seorang dokter.	
3.	Mereka adalah para pelaut.	
4.	Dia (lk) adalah seorang tukang kebun.	
5.	Dia adalah sebuah kursi.	
6.	Kalian adalah para perenang.	
7.	Kami adalah para tentara.	
8.	Dia (pr) anak perempuan yang cerdas.	
9.	Saya adalah seorang koki.	
10.	Kamu adalah seorang suster.	

(-) Subject + Verb be (am, is, are) + not + Object

Singular		Plural	
I am not	Saya bukan	We are not	Kami bukan
You are not	Kamu bukan	You are not	Kalian bukan
He is not	Dia (lk) bukan	They are not	Mereka bukan
She is not	Dia (pr) bukan		
It is not	Dia (h/b) bukan		

Change these sentences into negative form!

1.	I am a student.	I am not a student.
2.	You are a nurse.	
3.	He is a bad boy.	
4.	She is an ugly girl.	
5.	It is a black cat.	
6.	We are policewomen.	
7.	They are racers.	
8.	My mother is a midwife.	
9.	Misty is a princess.	
10.	The oranges are yellow.	

Translate these sentences into Indonesian!

1.	My father is not at home.	
2.	You are not an engineer.	
3.	The grapes are not blue.	
4.	It is not a big ball.	
5.	I am not in the garden.	

Translate these sentences into English!

1.	Kami bukan para nelayan.	
2.	Dia bukan sebuah kursi.	
3.	Kalian tidak di pantai.	
4.	Haq bukan seorang polisi.	
5.	Yona bukan gadis yang bodoh.	

(?) Verb be (am, is, are) + Subject + Object

Singular		Plural	
Am I	Apakah Saya	Are We	Apakah Kami
Are you	Apakah Kamu	Are You	Apakah Kalian
Is He	Apakah Dia (lk)	Are They	Apakah Mereka
Is She	Apakah Dia (pr)		
Is It	Apakah Dia (h/b)		
Answer: Yes, Subject Pronoun + Verb be No, Subject Pronoun + Verb be + not			

Answer these questions!

1.	Am I a student?	Yes, you are. / No, you are not.
2.	Are you a judge?	
3.	Is he a cool boy?	
4.	Is she a smart girl?	
5.	Is it a brown cat?	
6.	Are we firemen?	
7.	Are they swimmers?	
8.	Is my mother a nurse?	
9.	Is Yona a stewardess?	
10.	Are the bananas purple?	

Translate these sentences into English!

1.	Apakah mereka para semangka yang besar?	
2.	Apakah dia seekor burung?	
3.	Apakah dia sebuah apel merah?	
4.	Apakah ayahmu seorang petani?	
5.	Apakah saya di pasar?	
6.	Apakah Luffy di sebuah kapal laut?	
7.	Apakah kami para pilot?	
8.	Apakah Zoro seorang koki?	
9.	Apakah kalian para dokter?	
10.	Apakah dia (lk) di rumah sakit?	

Complete these sentences into positive, negative, or interrogative form!

(+) I am a soldier. (-) I am not a soldier. (?) Are you a soldier? Yes, I am. No, I am not.	1. Saya adalah seorang tentara.	1. (+) (-) (?)	Dia (lk) seorang hakim. _____ _____ _____ _____
(+) _____ (-) _____ (?) _____ _____ _____	2. Kamu adalah seorang pelaut.	3. (+) (-) (?)	Mereka adalah para koki. _____ _____ _____ _____
(+) _____ (-) _____ (?) _____ _____ _____	4. Dia (pr) adalah seorang bidan.	5. (+) (-) (?)	Ricky seorang pembalap. _____ _____ _____ _____
(+) _____ (-) _____ (?) _____ _____ _____	6. Ibu saya seorang dokter gigi.	7. (+) (-) (?)	Kalian adalah para pengusaha. _____ _____ _____ _____
(+) _____ (-) _____ (?) _____ _____ _____	8. Kami adalah para petani.	9. (+) (-) (?)	Dia adalah seekor buaya. _____ _____ _____ _____

Unit 13: The Present Tense

The Present Tense describes the things you do every day.

(Present Tense untuk menyatakan hal-hal yang kalian lakukan setiap hari.)

Note the use of an "s/es" at the end of the verb when describing a **man**, a **woman**, or a **thing**. (Ingat untuk menambahkan akhiran -s/-es pada kata kerja ketika menjelaskan seorang laki-laki, seorang perempuan, atau sebuah benda.)

Formula:

(+)	I, You, We, They + V + O + m	(+)	He, She, It + Vs/es + O + m
(-)	I, You, We, They + do not + V + O + m	(-)	He, She, It + does not + V + O + m
(?)	Do + I, You, We, They + V + O + m	(?)	Does + He, She, It + V + O + m

Contractions: do not = don't / does not = doesn't

	Singular	Plural
(+)	I learn English every day.	We visit grandpa every week.
(-)	I don't learn English every day. Do I learn English every day?	We don't visit grandpa every week.
(?)	Yes, you do. / No, you don't.	Do we visit grandpa every week? Yes, you do. / No, you don't.

	Singular	Plural
(+)	You learn Math on Wednesdays.	You go to school every day.
(-)	You don't learn Math on Wednesdays.	You don't go to school every day.
(?)	Do you learn Math on Wednesdays? Yes, I do. / No, I don't	Do you go to school every day? Yes, I do. / No, I don't

Singular		Plural
(+)	He learns science on Fridays.	They work twice a week.
(-)	He does not learn science on Fridays.	They don't work twice a week.
(?)	Does he learn science on Fridays? Yes, he does. / No, he doesn't.	Do they work twice a week. Yes, they do. / No, they don't.
(+)	She goes to school every day.	They go to market every week?
(-)	She doesn't go to school every day.	They don't go to market every week?
(?)	Does she go to school every day? Yes, she does. / No, she doesn't.	Do they go to market every week? Yes, they do. / No, they don't.
(+)	It has a tail.	They sleep every night.
(-)	It doesn't have a tail.	They don't sleep every night.
(?)	Does it have a tail? Yes, it does. / No, it doesn't.	Do they sleep every night? Yes, they do. / No, they don't.

Verbs			Time Signals
I, You, We, They	He, She, It	Meaning	
learn	learns	belajar	every day (setiap hari)
visit	visits	mengunjungi	every week (setiap pekan)
go	goes	pergi	every month (setiap bulan)
work	works	bekerja	on Mondays (pada tiap Senin)
sleep	sleeps	tidur	once a week (sekali sepekan)
have	has	mempunyai	twice a month (dua kali sebulan)
			three times a year (tiga kali setahun)

Practice

1. # Saya pergi ke sekolah setiap pagi.
(+) _____
(-) _____
(?) _____
Yes, _____. / No, _____.
2. # Kamu membaca sebuah buku setiap sore.
(+) _____
(-) _____
(?) _____
Yes, _____. / No, _____.
3. # Dia (lk) belajar Bahasa Inggris pada tiap Sabtu.
(+) _____
(-) _____
(?) _____
Yes, _____. / No, _____.
4. # Dia (pr) minum susu dua kali sepekan.
(+) _____
(-) _____
(?) _____
Yes, _____. / No, _____.
5. # Dia (kucing) makan seekor tikus.
(+) _____
(-) _____
(?) _____
Yes, _____. / No, _____.
6. # Kami menulis sebuah buku sekali setahun.
(+) _____
(-) _____
(?) _____
Yes, _____. / No, _____.
7. # Mereka berenang tiga kali sebulan.
(+) _____
(-) _____
(?) _____
Yes, _____. / No, _____.

Unit 14: Present Continuous Tense

The Present Continuous Tense usually describes things that are happening now, but it can also be used to describe important things in your life, and future activity. (Present Continuous Tense biasanya menjelaskan hal-hal yang sedang terjadi sekarang, tetapi juga bisa digunakan untuk menjelaskan hal-hal penting dalam hidupmu, dan kegiatan di masa mendatang.)

(+) S + be (am, is, are) + V-ing + O		(-) S + be (am, is, are) + not + V-ing + O	
Singular	Plural	Singular	Plural
I am learning	We are learning	I am not working	We are not working
You are learning	You are learning	You are not working	You are not working
He is learning She is learning It is learning	They are learning	He is not working She is not working It is not working	They are working

Examples:

(+) You are learning English right now. (-) You are not playing right now.		Kamu sedang belajar B. Inggris sekarang. Kamu tidak sedang bermain sekarang.
(+) This man is eating soup. (-) He is not cooking now.		Lelaki ini sedang memakan sup. Dia tidak sedang memasak sekarang.
(+) She is crying . (-) She is not laughing .		Dia sedang menangis. Dia tidak sedang tertawa.
(+) This boy is getting some cotton candy. (-) He is not buying toys.		Anak lelaki ini sedang membeli gulali. Dia tidak sedang membeli mainan.

(?) Be (am, is, are) + S + V-ing		Time Signals
Singular	Plural	Right now (sekarang)
Am I eating?	Are we eating?	
Are you eating?	Are you eating?	
Is he eating? Is she eating? Is it eating?	Are they eating?	

Singular	Tunggal
Am I teaching you English right now? Yes, you are. / No, you are not.	Apakah saya sedang mengajarimu B. Inggris sekarang? Ya. / Tidak.
Are you learning English right now? Yes, I am. / No, I am not.	Apakah kamu sedang belajar B. Inggris sekarang? Ya. / Tidak.
Is he washing the window? Yes, he is. / No he, is not.	Apakah dia sedang mencuci jendela? Ya. / Tidak.
Is she crying? Yes, she is. / No, she is not.	Apakah dia sedang menangis? Ya. / Tidak.
Is it snowing? Yes, it is. / No, it is not.	Apakah sedang hujan salju? Ya. / Tidak.
Plural	Jamak
Are we working together? Yes, you are. / No, you are not.	Apakah kami sedang bekerja bersama? Ya. / Tidak.
Are you putting oranges into basket? Yes, we are. / No, we are not.	Apakah kamu sedang menaruh (memasukkan) jeruk ke dalam keranjang? Ya. / Tidak.
Are they working? Yes, they are. / No, they are not.	Apakah mereka sedang bekerja? Ya. / Tidak.

Practice

1. # Saya sedang belajar Matematika sekarang.

(+) _____

(-) _____

(?) _____

Yes, _____. / No, _____.

2. # Kamu sedang membaca sebuah buku cerita.

(+) _____

(-) _____

(?) _____

Yes, _____. / No, _____.

3. # Dia (lk) sedang belajar IPA.

(+) _____

(-) _____

(?) _____

Yes, _____. / No, _____.

4. # Dia (pr) sedang memasak di dapur.

(+) _____

(-) _____

(?) _____

Yes, _____. / No, _____.

5. # Dia (kelinci) sedang berlari di kebun.

(+) _____

(-) _____

(?) _____

Yes, _____. / No, _____.

6. # Kami sedang makan bakso sekarang.

(+) _____

(-) _____

(?) _____

Yes, _____. / No, _____.

7. # Mereka sedang membeli sejumlah apel di pasar.

(+) _____

(-) _____

(?) _____

Yes, _____. / No, _____.