

**Unit 1: Spelling ABC (Pelafalan ABC)**

Hello! My name is Huda. H-U-D-A

Today we will learn how to spell ABC. Let's spell them together!

**ABC**

A	B	C	D	E	F	G
(ei)	(bi)	(si)	(di)	(i)	(ef)	(ji)
H	I	J	K	L	M	N
(eij)	(ai)	(jei)	(kei)	(el)	(em)	(en)
O	P	Q	R	S	T	U
(ou)	(pi)	(kyu)	(a:r)	(es)	(ti)	(yu)
V	W	X	Y	and	Z	
(vi)	(dabelyu)	(ex)	(wai)		(zed)	

Now I know my ABC, tell me what you think of me.

**Practice:**

Write your name and spell them out!

(Tulis namamu dan eja dengan keras!)

My name is \_\_\_\_\_

(Nama saya \_\_\_\_\_)

Write your classmates' name and spell them out!

(Tulis nama-nama teman sekelasmu dan eja dengan keras!)

My friends' name are: (Nama teman-teman saya adalah:)

_____	_____	_____
_____	_____	_____
_____	_____	_____

**Spell them out!**

C-R-O-C-O-D-I-L-E

D-R-A-G-O-N-F-L-Y

J-E-L-L-Y-F-I-S-H

Z-E-B-R-A

R-H-I-N-O

M-O-N-K-E-Y

**Good Luck! (Semoga Berhasil!)**

## Classroom Commands (Komando di Kelas)

Before studying, let's pray together!  
(Sebelum belajar, mari kita berdo'a bersama!)

Before going home, let's pray together!  
(Sebelum pulang, mari kita berdo'a bersama!)




Stand up!

Berdiri!



Sit down!

Duduk!




Open your book!

Buka bukumu!




Read!

Baca!



Write!

Tulis!



Close your book!

Tutup bukumu!

### Practice:

Stand up, please! (Silakan berdiri!)

Sit down, please! (Silakan duduk!)

Open your book page 9! (Buka bukumu halaman 9!)

Read your book page 17! (Baca bukumu halaman 17!)

Write on your book! (Tulis di bukumu!)

Close your book now! (Tutup bukumu sekarang!)

### Vocab: Greetings

Good morning students! (Selamat pagi murid-murid!)

Good morning Sir! (Selamat pagi Pak!)

Good morning Ma'am! (Selamat pagi Bu!)

Good afternoon! (Selamat siang! / Selamat sore!)

Good evening! (Selamat malam!)

### Do Your Best! (Lakukan yang Terbaik!)

## Unit 2: Singular Noun (Kata Benda Tunggal)

### a / an

(sebuah, seekor, seorang)

- (a digunakan sebelum pengucapan huruf mati)

#### Consonant Pronunciation:

B, C, D, F, G, H, J, K, L, M, N, P, Q, R, S, T, V, W, X, Y, Z

a + Consonant >> a boy, a cat, a mango, a student, a tree.

- (an digunakan sebelum pengucapan huruf hidup)

#### Vowel Pronunciation: A, I, U, E, O

an + Vowel >> an apple, an iguana, an umbrella, an egg.

### Using Dictionary

(Penggunaan Kamus)

#### Practice:

How to use a dictionary?

(Bagaimana cara menggunakan kamus?)

Open your dictionary and find the meaning of these words!

(Buka kamusmu dan temukan arti kata-kata berikut ini!)

#### Vocab: Common Nouns (Kata Benda Umum)

No.	English	Indonesian	No.	English	Indonesian
1.	a boy		1.	an apple	
2.	a girl		2.	an orange	
3.	a student		3.	an animal	
4.	a teacher		4.	an eraser	
5.	a cat		5.	an engineer	
6.	a tiger		6.	an iguana	
7.	a father		7.	an octopus	
8.	a mango		8.	an egg	
9.	a table		9.	an ice cream	
10.	a tree		10.	an umbrella	

### Be Yourself! (Jadilah Diri Sendiri!)

### Unit 3: What Animal Is This? (Hewan Apakah Ini?)

#### Vocab: Animals (Hewan-hewan)

1.	an ant	seekor semut	16.	a lion	
2.		seekor kupu-kupu	17.		seekor monyet
3.	a camel		18.	an octopus	
4.		seekor anjing	19.		seekor penguin
5.	a dragonfly		20.	a panda	
6.		seekor gajah	21.	a quail	seekor puyuh
7.	a fish		22.		seekor kelinci
8.		seekor rubah	23.	a rhinoceros	
9.	a giraffe		24.	a seal	
10.		seekor kuda nil	25.		seekor hiu
11.		seekor kuda	26.	a tiger	
12.	a hen		27.		seekor penyu
13.		seekor iguana	28.	a vulture	
14.	a jellyfish		29.		seekor paus
15.		seekor kangguru	30.	a zebra	


#### This is.... (Ini adalah....)

No.	English	Indonesian
1.	This is a lion.	
2.		Ini adalah seekor puyuh.
3.	This is a hippopotamus.	
4.		Ini adalah seekor penyu.
5.	This is a fish.	
6.		Ini adalah seekor kelinci.
7.	This is a giraffe.	
8.		Ini adalah seekor kuda.
9.	This is an octopus.	
10.		Ini adalah seekor iguana.







#### That is.... (Itu adalah)

No.	English	Indonesian
1.	That is a jellyfish.	
2.		Itu adalah seekor panda.
3.	That is an ant.	
4.		Itu adalah seekor harimau.
5.	That is a monkey.	
6.		Itu adalah seekor penguin.
7.	That is a fox.	
8.		Itu adalah seekor gajah.
9.	That is a kangaroo.	
10.		Itu adalah seekor anjing laut.

**Example:**

<p>What animal is this? (Hewan apakah ini?)</p>		<p>This is an ant. (Ini adalah seekor semut.)</p>
---	---	---







**Practice:**

<p>What animal is this?</p>		<p>_____</p> <p>_____</p>
<p>What animal is this?</p>		<p>_____</p> <p>_____</p>
<p>What animal is this?</p>		<p>_____</p> <p>_____</p>
<p>What animal is this?</p>		<p>_____</p> <p>_____</p>
<p>What animal is this?</p>		<p>_____</p> <p>_____</p>
<p>What animal is this?</p>		<p>_____</p> <p>_____</p>

**Example:**

<p>What animal is that? (Hewan apakah itu?)</p>		<p>That is a butterfly. (Itu adalah seekor kupu-kupu.)</p>
---	---	--


**Practice:**

<p>What animal is that?</p>		<p>_____</p> <p>_____</p>
<p>What animal is that?</p>		<p>_____</p> <p>_____</p>
<p>What animal is that?</p>		<p>_____</p> <p>_____</p>
<p>What animal is that?</p>		<p>_____</p> <p>_____</p>
<p>What animal is that?</p>		<p>_____</p> <p>_____</p>
<p>What animal is that?</p>		<p>_____</p> <p>_____</p>

## Unit 4: Daily Conversations (Percakapan Harian)


### Greeting People (Menyapa Orang Lain)

#### Greeting People



1. Hello! / Hi! / Howdy!  
(Halo! / Hi!)
2. Good Morning!  
(Selamat pagi!)

3. Good Afternoon!  
(Selamat Siang / Sore!)
4. Good Evening!  
(Selamat Malam!)



5. How are you?  
(Bagaimana kabarmu?)
6. Fine, thanks.  
(Baik, terimakasih.)

7. How are you today?  
(Bagaimana kabarmu hari ini?)
8. Very well, thanks.  
(Sangat baik, terimakasih.)

#### Conversation:

Tayo: Hello Rogi! Good morning!  
Rogi: Good morning Tayo!  
Tayo: How are you this morning?  
Rogi: I am fine, thanks.  
How about you Tayo?  
Tayo: I am very well.

Halo Rogi! Selamat pagi!  
Selamat pagi Tayo!  
Apa kabarmu pagi ini?  
Saya baik, makasih.  
Bagaimana denganmu Tayo?  
Saya sangat baik.

### Practice: Greeting People

King	:	Howdy Zyan!	_____
Zyan	:	Hi King!	_____
King	:	How are you today?	_____
Zyan	:	I am very well, thanks.	_____
		How about you?	_____
King	:	I am fine, thank you.	_____

Lani	:	Good afternoon, Gani!	_____
Gani	:	Good afternoon, Lani!	_____
Lani	:	How are you?	_____
Gani	:	I am very well.	_____

Kuga	:	Howdy!	_____
Yuichi	:	Hello Kuga!	_____
Kuga	:	How are you this evening, Yuichi?	_____
Yuichi	:	Fine, thanks. How about you, Kuga?	_____
Kuga	:	Very well, thanks.	_____

Ash	:	Selamat pagi Misty!	_____
Misty	:	Selamat pagi Ash!	_____
Ash	:	Bagaimana kabarmu pagi ini?	_____
Misty	:	Sangat baik. Bagaimana denganmu Ash?	_____
Ash	:	Saya baik, makasih.	_____

_____	:	Halo! Selamat sore!	_____
_____	:	Selamat sore, _____	_____
_____	:	Bagaimana kabarmu?	_____
_____	:	Baik, bagaimana denganmu?	_____
_____	:	Sangat baik.	_____


**Never Give Up! (Jangan Pernah Menyerah!)**

Al-Huda Bimbel BALISTUNG, MIPA, & BAHASA INGGRIS

Jl. Bangau Blok E1 No. 08 Perumnas Kepodang Indah, Prabumulih HP. 0823 7697 8311  
website: <https://verityofaank.wordpress.com> email: [habibaank@gmail.com](mailto:habibaank@gmail.com) FB: Al-Huda Bimbel

## Leave Taking (Ucapan Perpisahan)

Leave Taking




9. Good-bye! / Bye!  
(Selamat tinggal / Dah!)

10. Good Night!  
(Selamat malam)

11. See you soon! / See  
you later! (Sampai  
jumpa lagi!)

## Introducing Yourself (Memperkenalkan Diri)

Introducing Yourself and Others



12. Hi, I am \_\_\_\_\_.

(Hi, saya \_\_\_\_\_.)

Hello, my name is \_\_\_\_\_.

(Halo, nama saya \_\_\_\_\_.)

13. Nice to meet you.

(Senang bertemu denganmu.)

14. Nice to meet you too.

(Senang bertemu denganmu juga)

### Conversation:

Aldi : Hi, I am Aldi!

Maira : Hello Aldi, I am Maira!

Aldi : Nice to meet you.

Maira : Nice to meet you too.

Aldi : See you later.

Maira : Good-bye!

Hai, saya Aldi!

Halo Aldi, saya Maira!

Senang bertemu denganmu.

Senang bertemu denganmu juga.

Sampai jumpa lagi.

Selamat jalan.

Al-Huda Bimbel BALISTUNG, MIPA, & BAHASA INGGRIS



**Practice: Leave Taking**

Icha : Good Morning! \_\_\_\_\_  
Zidan : Good Morning, Icha! \_\_\_\_\_  
Icha : How are you? \_\_\_\_\_  
Zidan : I am very well, and you? \_\_\_\_\_  
Icha : I am very well too \_\_\_\_\_  
Zidan : Good-bye! \_\_\_\_\_  
Icha : Bye! See you soon! \_\_\_\_\_

Zaky : Good evening! \_\_\_\_\_  
Arum : Good evening! \_\_\_\_\_  
Zaky : Hi, I am Zaky. \_\_\_\_\_  
Arum : Hello Zaky, I am Arum. \_\_\_\_\_  
Zaky : Nice to meet you. \_\_\_\_\_  
Arum : Nice to meet you too. \_\_\_\_\_  
Zaky : See you later! \_\_\_\_\_  
Arum : Okay. Good night! \_\_\_\_\_

Poly : Selamat siang Hely! \_\_\_\_\_  
Hely : Selamat siang Poly! \_\_\_\_\_  
Poly : Bagaimana kabarmu? \_\_\_\_\_  
Hely : Sangat baik, dan kamu? \_\_\_\_\_  
Poly : Saya baik juga. \_\_\_\_\_  
Hely : Ok, sampai jumpa lagi! \_\_\_\_\_  
Poly : Dah! \_\_\_\_\_

Amber : Selamat pagi! \_\_\_\_\_  
Roy : Selamat pagi! \_\_\_\_\_  
Amber : Hai, nama saya Amber. \_\_\_\_\_  
Roy : Hai, Amber. Saya Roy. \_\_\_\_\_  
Amber : Senang bertemu denganmu. \_\_\_\_\_  
Roy : Senang bertemu denganmu. \_\_\_\_\_  
Amber : Selamat tinggal! \_\_\_\_\_  
Roy : Dah! Sampai jumpa lagi! \_\_\_\_\_

## Unit 5: At School (Di Sekolah)

### Vocab: In The Classroom (Di Dalam Kelas)

				
SCHOOL	CLASSROOM	Desk & Chair	NOTEBOOK	BOOK
				
CRAYON	PENCIL	PEN	BLACKBOARD	SCHOOL BAG
				
ERASER	MARKER	RULER	PENCIL CASE	SHARPENER
				
GLUE STICK	SCISSORS	Map	Computer	Calculator
				
Chalk	Clock	Globe	School Bus	Compass

### Vocab: Adverb of Place (Kata Keterangan Tempat)

in the classroom (di dalam kelas)  
 in my classroom (di dalam kelasku)  
 in my school bag (di dalam tas sekolahku)  
 in the backyard (di halaman belakang)  
 in the aquarium (di akuarium)

on the table (di atas meja)  
 on the chair (di atas kursi)  
 on the tree (di atas pohon)  
 on the wall (di dinding)  
 on the school bus (di bis sekolah)

under the table (di bawah meja)  
 under the chair (di bawah kursi)  
 under the tree (di bawah pohon)

at home (di rumah)  
 at school (di sekolah)  
 at work (di tempat kerja)

**There is .... + Singular Noun  
(Ada .... + Kata Benda Tunggal)**

**Example:**

There is a whiteboard in my classroom.  
(Ada sebuah papan tulis putih di kelasku.)

There is a pen on the table.  
(Ada sebuah pena di atas meja.)

**Practice: Translate these sentences into Indonesian!**  
(Terjemahkan kalimat-kalimat ini ke Bahasa Indonesia!)

1. There is a clock in my classroom.

\_\_\_\_\_

2. There is an eraser on the table.

\_\_\_\_\_

3. There is a cat on the chair.

\_\_\_\_\_

4. There is a bird on the tree.

\_\_\_\_\_

5. There is a ruler in my school bag.

\_\_\_\_\_

6. There is a boy at home.

\_\_\_\_\_

7. There is a doctor in the hospital.

\_\_\_\_\_

**Translate these sentences into English!**  
(Terjemahkan kalimat-kalimat ini ke Bahasa Inggris!)

1. Ada sebuah peruncing di atas kursi.

\_\_\_\_\_

2. Ada seekor lebah di dalam kelasku.

\_\_\_\_\_

3. Ada sebuah kotak pensil di dalam tas sekolahku.

\_\_\_\_\_

4. Ada seorang guru di dalam kelas.

\_\_\_\_\_

5. Ada sebuah bola dunia di atas meja.

\_\_\_\_\_

6. Ada sebuah jeruk di bawah meja.

\_\_\_\_\_

7. Ada seorang guru di dalam kelas.

\_\_\_\_\_

**There is not .... + Singular Noun**  
**(Tidak ada .... + Kata Benda Tunggal)**

**Example:**

There is not a blackboard in my classroom.

(Tidak ada sebuah papan tulis hitam di kelasku.)

There is not a crayon on the table.

(Tidak ada sebuah krayon di atas meja.)

**Practice:**

**Translate these sentences into Indonesian!**

(Terjemahkan kalimat-kalimat ini ke Bahasa Indonesia!)

1. There is not a chair in my classroom.

\_\_\_\_\_

2. There is not a marker on the table.

\_\_\_\_\_

3. There is not a car in the backyard.

\_\_\_\_\_

4. There is not a toy in my school bag.

\_\_\_\_\_

5. There is not a fan on the wall.

\_\_\_\_\_

6. There is not a bird on the tree.

\_\_\_\_\_

7. There is not my mother at home.

\_\_\_\_\_

**Translate these sentences into English!**

(Terjemahkan kalimat-kalimat ini ke Bahasa Inggris!)

1. Tidak ada seekor gajah di halaman belakang.

\_\_\_\_\_

2. Tidak ada sebuah jangka di atas meja.

\_\_\_\_\_

3. Tidak ada seorang murid di bis sekolah.

\_\_\_\_\_

4. Tidak ada seekor kelinci di atas kursi.

\_\_\_\_\_

5. Tidak ada sebuah kalkulator di dalam tas sekolahku.

\_\_\_\_\_









6. Tidak ada seorang dokter di kebun.

\_\_\_\_\_









7. Tidak ada sebuah pisang di bawah meja.

\_\_\_\_\_

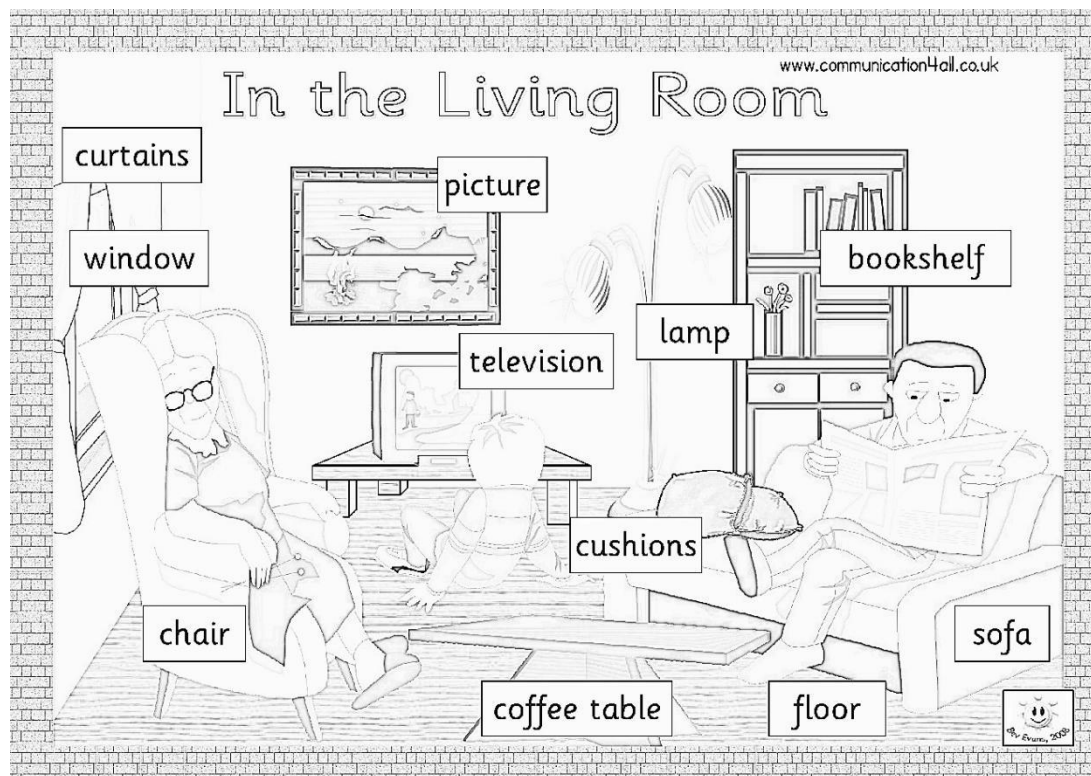
**Make your own sentences in the positive form!**  
**(Buatlah kalimatmu sendiri dalam bentuk positif!)**

#		There is a clock on the wall. Ada sebuah jam di dinding.
1.		_____
2.		_____
3.		_____
4.		_____
5.		_____
6.		_____
7.		_____

**Make your own sentences in the negative form!**  
**(Buatlah kalimatmu sendiri dalam bentuk negatif!)**

#		There is not a computer in my classroom. Tidak ada sebuah komputer di kelasku.
1.		_____
2.		_____
3.		_____
4.		_____
5.		_____
6.		_____
7.		_____

## Unit 6: At Home (Di Rumah)



### Vocab: In The Living Room (Di Ruang Keluarga)

English	Indonesian	English	Indonesian
	Gorden		Lampu
	Jendela		Meja kopi
	Gambar		Rak buku
	Kursi		Sofa
	Televisi		Lantai
	Bantal sofa		Vas bunga

### Practice:

1. Ada sebuah rak buku di ruang keluarga.

\_\_\_\_\_

2. Ada sebuah gorden di ruang keluarga.

\_\_\_\_\_

3. Tidak ada sebuah komputer di ruang keluarga.

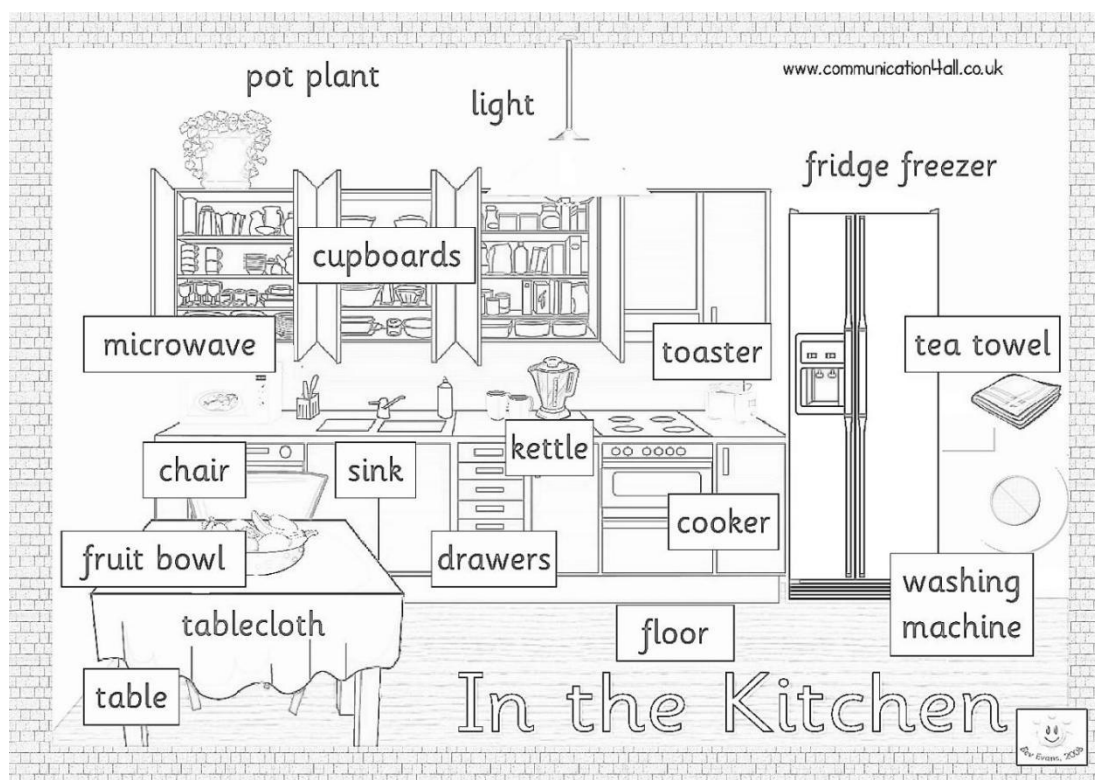
\_\_\_\_\_

4. There is a coffee table in the living room.

\_\_\_\_\_

5. There is not a blackboard in the living room.

\_\_\_\_\_



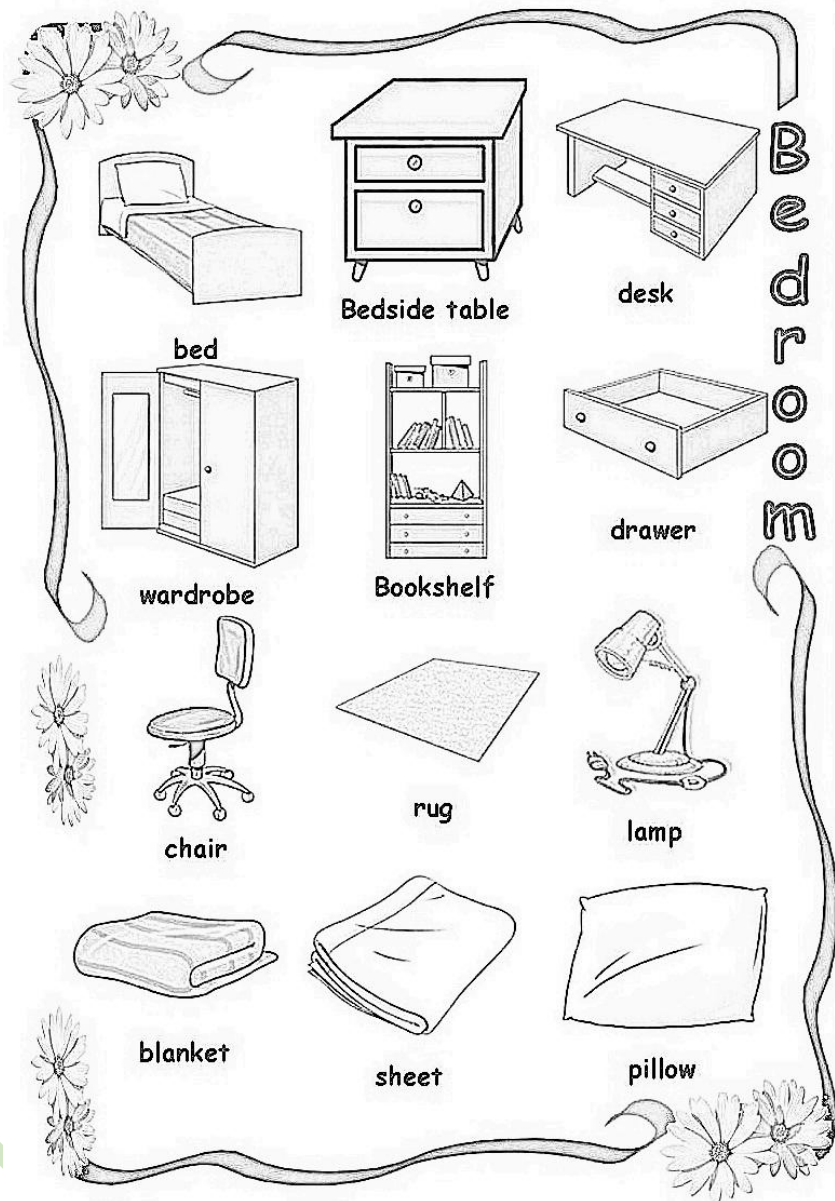
### Vocab: In The Kitchen (Di Dapur)

English	Indonesian	English	Indonesian
	Pot bunga		Teko
	Rak piring		Laci
	Oven		Pemanggang roti
	Kursi		Kompur
	Mangkok buah		Lantai
	Meja		Lemari es
	Taplak meja		Serbet
	Cucian piring		Mesin cuci
	Lampu		Cangkir

### Practice:

1. Tidak ada sebuah televisi di dapur.  
\_\_\_\_\_
2. Ada sebuah lemari es di dapur.  
\_\_\_\_\_
3. Tidak ada sebuah rak buku di dapur.  
\_\_\_\_\_
4. There is a washing machine in the kitchen.  
\_\_\_\_\_
5. There is not a sofa in the kitchen.  
\_\_\_\_\_

## In The Bedroom (Di Kamar Tidur)



### Practice:

1. Ada sebuah lemari baju di kamar tidur.  
\_\_\_\_\_
2. Tidak ada sebuah mangkok buah di kamar tidur.  
\_\_\_\_\_
3. Ada sebuah selimut di kamar tidurku.  
\_\_\_\_\_
4. There is a pillow in my bedroom.  
\_\_\_\_\_
5. There is not a microwave oven in the bedroom.  
\_\_\_\_\_



**Practice:****There is .... / There is not ....**

No.	English	Indonesian
1.	There is a blackboard in the classroom.	
2.		Ada sebuah penggaris di atas meja.
3.	There is not a bed in my classroom.	
4.	There is a desk in my bedroom.	
5.		Tidak ada seekor kucing di atas kursi.
6.		Ada sebuah rak buku di ruang keluarga.
7.	There is a fruit bowl on the table.	
8.		Tidak ada sebuah mesin cuci di kamar tidur.
9.	There is a window in the kitchen.	
10.		Ada sebuah lemari baju di kamar tidurku.
11.	There is not a toaster in the living room.	
12.	There is a fan in the classroom.	
13.		Tidak ada seekor gajah di rumah.
14.	There is a pencil in my school bag.	
15.		Ada seorang anak laki-laki di dalam kelas.

**Unit 7: Days of The Week (Hari dalam Sepekan)****Key Sentences:**

What is today? Today is \_\_\_\_\_. (Hari apakah ini? Hari ini \_\_\_\_\_.)

**Vocab: Days of The Week**

Sunday	Monday	Tuesday	Wednesday	Thursday	Friday	Saturday
Ahad	Senin	Selasa	Rabu	Kamis	Jum'at	Sabtu

**Function:**

Today is _____.	(Hari ini _____.)
Tomorrow is _____.	(Besok _____.)
Yesterday was _____.	(Kemarin _____.)

**Example:**

Today is Friday. (Hari ini Jum'at.)

Tomorrow is Saturday. (Besok Sabtu.)

Yesterday was Thursday. (Kemarin Kamis.)

Today is Friday. Tomorrow is _____ Yesterday was _____	Today is Sunday. _____ _____
Today is Monday. Tomorrow is _____ Yesterday was _____	Today is Tuesday. _____ _____
Today is Wednesday. Tomorrow is _____ Yesterday was _____	Today is Saturday. _____ _____
Today is _____ Tomorrow is Friday. Yesterday was _____	Tomorrow is Tuesday. _____ _____
Today is _____ Tomorrow is _____ Yesterday was Monday.	_____ _____ Yesterday was Wednesday.

**Translate into English!**

Hari ini Senin. \_\_\_\_\_

Besok Jum'at. \_\_\_\_\_

Kemarin Rabu. \_\_\_\_\_

Hari ini Sabtu. \_\_\_\_\_

Besok Kamis. \_\_\_\_\_

## Unit 8: Professions (Profesi)



### Vocab: Family Members (Anggota-anggota Keluarga)

English	Indonesian	English	Indonesian
Father		Mother	
Grandfather		Grandmother	
Brother		Sister	
Uncle		Aunt	
Son		Daughter	
Nephew		Niece	
Cousin		Baby	

**Example:**

I am a student.	Saya adalah seorang siswa.
You are a doctor.	Kamu adalah seorang dokter.
He is a policeman.	Dia (lk) adalah seorang polisi.
She is a policewoman.	Dia (pr) adalah seorang polwan.
Mark is a soccer player.	Mark adalah seorang pemain bola.
Hana is a singer.	Hana adalah seorang penyanyi.
My mother is a housewife.	Ibu saya adalah seorang ibu rumah tangga.
My father is an employee.	Ayah saya adalah seorang pegawai.

**Practice:**

No.	Indonesian	English
1.	Ayah saya adalah seorang dokter.	
2.	Saya adalah seorang hakim.	
3.	Kamu adalah seorang pemadam kebakaran.	
4.	Dia (pr) adalah seorang perawat.	
5.	Spooky adalah seorang petani.	
6.	Dia (lk) adalah seorang koki.	
7.	Bibi saya adalah seorang penari.	
8.	Kakek saya adalah seorang seniman.	
9.	Paman saya adalah seorang pegawai kantor.	
10.	Tirta adalah seorang siswa.	
11.	Saudara saya adalah seorang insinyur.	
12.	Ibu saya adalah seorang ibu rumah tangga.	
13.	Saudari saya adalah seorang penyanyi.	
14.	Rangga adalah seorang perenang.	
15.	Nenek saya adalah seorang guru.	

## Unit 9: Numbers (Angka)

1 One	11 <b>Eleven</b>	30 <b>Thirty</b>
2 Two	12 <b>Twelve</b>	40 <b>Forty</b>
3 Three	13 <b>Thirteen</b>	50 <b>Fifty</b>
4 Four	14 <b>Fourteen</b>	60 <b>Sixty</b>
5 Five	15 <b>Fifteen</b>	70 <b>Seventy</b>
6 Six	16 <b>Sixteen</b>	80 <b>Eighty</b>
7 Seven	17 <b>Seventeen</b>	90 <b>Ninety</b>
8 Eight	18 <b>Eighteen</b>	100 <b>One Hundred</b>
9 Nine	19 <b>Nineteen</b>	1.000 <b>One Thousand</b>
10 Ten	20 <b>Twenty</b>	1.000.000 <b>One Million</b>

**Example:** 78 = Seventy-eight

112 = One hundred twelve

1.789 = One thousand and seven hundred eighty-nine

30.000 = Thirty thousand

750.000 = Seven hundred fifty thousand

### Practice:

- 65 \_\_\_\_\_
- 411 \_\_\_\_\_
- 999 \_\_\_\_\_
- 8.023 \_\_\_\_\_
- 12.500 \_\_\_\_\_
- 30.730 \_\_\_\_\_
- 59.013 \_\_\_\_\_
- 267.000 \_\_\_\_\_
- 713.401 \_\_\_\_\_
- 908.000 \_\_\_\_\_

- Eighty-four \_\_\_\_\_
- Five hundred seventeen \_\_\_\_\_
- Three thousand and six hundred ninety-five \_\_\_\_\_
- Sixty thousand and two hundred seven \_\_\_\_\_
- Two hundred ninety-four thousand and twelve \_\_\_\_\_
- One million five hundred thousand \_\_\_\_\_
- Seventy thousand and one hundred twenty-five \_\_\_\_\_
- Four hundred and two \_\_\_\_\_
- Six hundred and ninety-four \_\_\_\_\_
- Eight hundred thousand and three hundred \_\_\_\_\_

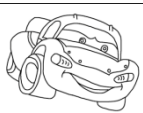










**There are .... + Plural Noun  
(Ada .... + Kata Benda Jamak)**

**Function: Add –s to make plural form!**

**(Tambahkan akhiran –s untuk membentuk kata benda jamak!)**

a plane	sebuah pesawat	planes	pesawat-pesawat
an elephant	seekor gajah	elephants	gajah-gajah
a student	seorang siswa	students	siswa-siswa

**Practice:**

28		There are twenty-eight cars. Ada 28 mobil.
746		_____
2.350		_____
5.700		_____
91		_____
117		_____
8.064		_____
359		_____
12		_____
413		_____
65		_____










## Unit 10: What Color Is It? (Apakah Warnanya?)

### Vocab: Colors

<u>Colors</u>	<u>Warna</u>	<u>Colors</u>	<u>Warna</u>
Black	Hitam	Pink	Merah muda
Brown	Coklat	Indigo	Nila
Gray	Abu-abu	Purple	Ungu
White	Putih	Blue	Biru
Yellow	Kuning	Green	Hijau
Orange	Jingga	Light	Muda
Red	Merah	Dark	Tua

What color is your \_\_\_\_\_?  
(Apa warna \_\_\_\_\_mu?)

### Practice:

What color is your bag? My bag is _____.		Apa warna tasmu? Tasku berwarna _____.
What color is your t-shirt? My t-shirt is _____.		
What color is your pen? My pen is _____.		
What color is the apple? The apple is _____.		Apa warna apel tersebut? Apel tsb berwarna _____.
What color is the lemon? The lemon is _____.		
What color is the rabbit? The rabbit is _____.		
What color is your eye? My eye is _____.		
What color is the flower? The flower is _____.		
What color is your eraser? My eraser is _____.		



**Example:**

My book is light green.                      Bukuku berwarna hijau muda.  
Your book is dark blue.                      Bukumu berwarna biru tua.  
The book is brown.                              Buku tersebut berwarna coklat.

**Practice:**

No.	Indonesian	English
1.	Mejaku berwarna hijau.	_____
2.	Tasmu berwarna abu-abu.	_____
3.	Kucing tsb berwarna putih.	_____
4.	Bajuku berwarna coklat muda.	_____
5.	Matamu berwarna biru.	_____
6.	Tomat tsb berwarna merah.	_____
7.	Bantaku berwarna ungu tua.	_____
8.	Rumahmu berwarna kuning.	_____
9.	Sekolah tsb berwarna jingga.	_____
10.	Kudaku berwarna hitam.	_____

No.	English	Indonesian
1.	The cow is dark brown.	_____
2.	Your car is pink.	_____
3.	My classroom is light green.	_____
4.	The door is indigo.	_____
5.	Your pencil is gray.	_____
6.	My flower is red.	_____
7.	The sky is blue.	_____
8.	Your t-shirt is yellow.	_____
9.	My hair is black.	_____
10.	The cloud is white.	_____

	<p><b>Vocab: Common Nouns</b></p> <p>House = Hair = Sky = Cloud =</p>	
---	---	---



**Lesson One****First Person Singular (Orang Pertama Tunggal)****Formula:****Subject + Verb (be) + Object + modifier**

(+)	I am ....	Saya adalah .... / Saya ada ....
(-)	I am not ....	Saya bukan .... / Saya tidak ....
(?)	Am I ....? answer: yes, you are. no you are not.	Apakah saya ....? jawaban: ya. tidak / bukan.

I am .... (Saya adalah .... / Saya ada ....)

	<b>S</b>	<b>V</b>	<b>O</b>	<b>Meaning</b>
(+)	I	am	a student. a teacher. at home. on the way. in my room.	Saya adalah seorang murid. Saya adalah seorang guru. Saya ada di rumah. Saya dalam perjalanan. Saya ada di kamar saya.

I am not .... (Saya bukan .... / Saya tidak ....)

	<b>S</b>	<b>V</b>	<b>not</b>	<b>O</b>	<b>Meaning</b>
(-)	I	am	not	a doctor. a nurse. at school. on the beach. in the hospital.	Saya bukan seorang dokter. Saya bukan seorang perawat. Saya tidak (berada) di sekolah. Saya tidak di pantai. Saya tidak di rumah sakit.

Am I ....? (Apakah saya ....?)

	<b>V</b>	<b>S</b>	<b>O</b>	<b>Meaning</b>
(?)	Am	I	a pilot? a farmer? at work? on a bus? in the post office?	Apakah saya seorang pilot? Apakah saya seorang petani? Apakah saya di tempat kerja? Apakah saya di sebuah bis? Apakah saya di kantor pos?

**Answer:** Yes, you are. / No, you are not.

Al-Huda Bimbel BALISTUNG, MIPA, &amp; BAHASA INGGRIS

### Lesson One Practice

A. Complete these sentences into positive, negative, or interrogative form and translate into Indonesian.

**Example:** (+) I am a doctor.      Saya adalah seorang dokter.  
 (-) I am not a doctor.      Saya bukan seorang dokter.  
 (?) Am I a doctor?      Apakah saya seorang dokter?  
 Yes, you are.      Ya.  
 No, you are not.      Bukan.

1. (+) I am a teacher. \_\_\_\_\_  
 (-) \_\_\_\_\_  
 (?) \_\_\_\_\_  
 \_\_\_\_\_  
 \_\_\_\_\_
2. (+) I am at home. \_\_\_\_\_  
 (-) \_\_\_\_\_  
 (?) \_\_\_\_\_  
 \_\_\_\_\_  
 \_\_\_\_\_
3. (+) \_\_\_\_\_  
 (-) I am not on the beach. \_\_\_\_\_  
 (?) \_\_\_\_\_  
 \_\_\_\_\_  
 \_\_\_\_\_
4. (+) \_\_\_\_\_  
 (-) I am not a farmer. \_\_\_\_\_  
 (?) \_\_\_\_\_  
 \_\_\_\_\_  
 \_\_\_\_\_
5. (+) \_\_\_\_\_  
 (-) \_\_\_\_\_  
 (?) Am I in the post office? \_\_\_\_\_  
 \_\_\_\_\_  
 \_\_\_\_\_

B. Complete these sentences into positive, negative, or interrogative form and translate into English.

**Example:** Saya di bis. (+) I am on a bus.  
 Saya tidak di bis. (-) I am not on a bus.  
 Apakah saya di bis? (?) Am I on a bus?  
 Ya. Yes, you are.  
 Tidak. No, you are not.

1. Saya ada di jalan. (+) \_\_\_\_\_.  
 \_\_\_\_\_ (-) \_\_\_\_\_.  
 \_\_\_\_\_ (?) \_\_\_\_\_.  
 \_\_\_\_\_.  
 \_\_\_\_\_.
2. Saya adalah seorang dokter. (+) \_\_\_\_\_.  
 \_\_\_\_\_ (-) \_\_\_\_\_.  
 \_\_\_\_\_ (?) \_\_\_\_\_.  
 \_\_\_\_\_.  
 \_\_\_\_\_.
3. \_\_\_\_\_ (+) \_\_\_\_\_.  
 Saya tidak di tempat kerja. (-) \_\_\_\_\_.  
 \_\_\_\_\_ (?) \_\_\_\_\_.  
 \_\_\_\_\_.  
 \_\_\_\_\_.
4. \_\_\_\_\_ (+) \_\_\_\_\_.  
 Saya bukan seorang perawat. (-) \_\_\_\_\_.  
 \_\_\_\_\_ (?) \_\_\_\_\_.  
 \_\_\_\_\_.  
 \_\_\_\_\_.
5. \_\_\_\_\_ (+) \_\_\_\_\_.  
 \_\_\_\_\_ (-) \_\_\_\_\_.  
 Apakah saya ada di sekolah? (?) \_\_\_\_\_.  
 \_\_\_\_\_.  
 \_\_\_\_\_.

**Lesson Two****Second Person Singular (Orang Kedua Tunggal)****Formula:**

(+)	you are....	Kamu adalah .... / Kamu ada ....
(-)	you are not ....	Kamu bukan .... / Kamu tidak ....
(?)	Are you ....? answer: yes, I am. no, I am not.	Apakah kamu ....? jawaban: ya. tidak / bukan.

You are .... (Kamu adalah .... / Kamu ada ....)

	S	V	O	Meaning
(+)	You	are	a policeman. a policewoman. at the university. on a train. in the classroom.	Kamu adalah seorang polisi. Kamu adalah seorang polisi wanita. Kamu di universitas. Kamu di sebuah kereta api. Kamu di dalam kelas.

You are not .... (Kamu bukan .... / Kamu tidak ....)

	S	V	Not	O	Meaning
(-)	You	are	not	a sailor. a tailor. at the bookstore. on a plane. in Indralaya.	Kamu bukan seorang pelaut. Kamu bukan seorang penjahit. Kamu tidak di toko buku. Kamu tidak di pesawat. Kamu tidak di Indralaya.

Are you ....? (Apakah kamu?)

	V	S	O	Meaning
(?)	Are	you	a soldier? a housewife? at the bank? on a ship? in Java?	Apakah kamu seorang tentara? Apakah kamu seorang ibu rumah tangga? Apakah kamu di bank? Apakah kamu di kapal laut? Apakah kamu di Jawa?

**Answer:** Yes, I am. / No, I am not.

### Lesson Two Practice

A. Complete these sentences into positive, negative, or interrogative form and translate into Indonesian.

**Example:** (+) You are a doctor.      Kamu adalah seorang dokter.  
                  (-) You are not a doctor.      Kamu bukan seorang dokter.  
                  (?) Are you a doctor?      Apakah kamu seorang dokter?  
                                  Yes, I am.      Ya.  
                                  No, I am not.      Bukan.

1. (+) You are a tailor.      \_\_\_\_\_  
                  (-) \_\_\_\_\_  
                  (?) \_\_\_\_\_  
                                  \_\_\_\_\_
2. (+) You are at work.      \_\_\_\_\_  
                  (-) \_\_\_\_\_  
                  (?) \_\_\_\_\_  
                                  \_\_\_\_\_
3. (+) \_\_\_\_\_  
                  (-) You are not on a train.      \_\_\_\_\_  
                  (?) \_\_\_\_\_  
                                  \_\_\_\_\_
4. (+) \_\_\_\_\_  
                  (-) You are not a policeman.      \_\_\_\_\_  
                  (?) \_\_\_\_\_  
                                  \_\_\_\_\_
5. (+) \_\_\_\_\_  
                  (-) \_\_\_\_\_  
                  (?) Are you at the university?      \_\_\_\_\_  
                                  \_\_\_\_\_

B. Complete these sentences into positive, negative, or interrogative form and translate into English.

**Example:** Kamu di kapal. (+) You are on a ship.  
 Kamu tidak di kapal. (-) You are not on a ship.  
 Apakah kamu di kapal? (?) Are you on a ship?  
 Ya. Yes, I am.  
 Tidak. No, I am not.

1. Kamu adalah seorang pelaut. (+) \_\_\_\_\_.  
 \_\_\_\_\_ (-) \_\_\_\_\_.  
 \_\_\_\_\_ (?) \_\_\_\_\_.  
 \_\_\_\_\_.  
 \_\_\_\_\_.
2. Kamu ada di bank. (+) \_\_\_\_\_.  
 \_\_\_\_\_ (-) \_\_\_\_\_.  
 \_\_\_\_\_ (?) \_\_\_\_\_.  
 \_\_\_\_\_.  
 \_\_\_\_\_.
3. \_\_\_\_\_ (+) \_\_\_\_\_.  
 Kamu tidak di Jawa. (-) \_\_\_\_\_.  
 \_\_\_\_\_ (?) \_\_\_\_\_.  
 \_\_\_\_\_.  
 \_\_\_\_\_.
4. \_\_\_\_\_ (+) \_\_\_\_\_.  
 Kamu bukan seorang tentara. (-) \_\_\_\_\_.  
 \_\_\_\_\_ (?) \_\_\_\_\_.  
 \_\_\_\_\_.  
 \_\_\_\_\_.
5. \_\_\_\_\_ (+) \_\_\_\_\_.  
 \_\_\_\_\_ (-) \_\_\_\_\_.  
 Apakah kamu di pesawat? (?) \_\_\_\_\_.  
 \_\_\_\_\_.  
 \_\_\_\_\_.

## Lesson Three

### Third Person Singular (Orang Ketiga Tunggal)

He is .... / She is .... (Dia adalah .... / Dia ada ....)

	<b>S</b>	<b>V</b>	<b>O</b>	<b>Meaning</b>
<b>(+)</b>	He	is	a father.	Dia (lk) adalah seorang Ayah.
			a policeman.	Dia (lk) adalah seorang polisi.
			a boy.	Dia (lk) adalah seorang anak laki-laki.
	She	is	a mother.	Dia (pr) adalah seorang Ibu.
			a policewoman.	Dia (pr) adalah seorang polwan.
			a girl.	Dia (pr) adalah seorang anak pr.

He is not .... / She is not .... (Dia bukan .... / Dia tidak ....)

	<b>S</b>	<b>V</b>	<b>Not</b>	<b>O</b>	<b>Meaning</b>
<b>(-)</b>	He	is	not	a dentist.	Dia (lk) bukan seorang dokter gigi.
				a fireman.	Dia (lk) bukan seorang pemadam.
				an office boy.	Dia (lk) bukan seorang OB.
	She	is	not	a seller.	Dia (pr) bukan seorang penjual.
				a midwife.	Dia (pr) bukan seorang bidan.
				an office girl.	Dia (pr) bukan seorang OG.

Is he ....? / Is she ....? (Apakah dia ....?)

	<b>V</b>	<b>S</b>	<b>O</b>	<b>Answer</b>
<b>(?)</b>	Is Apakah	he dia (lk)	a steward? (seorang pramugara?) an entrepreneur? (seorang pengusaha?)	Yes, he is. No, he is not.
	Is Apakah	she dia (pr)	a stewardess? (seorang pramugari?) a housekeeper? (seorang penjaga rumah?)	Yes, she is. No, she is not.

### Lesson Three Practice

A. Complete these sentences into positive, negative, or interrogative form and translate into Indonesian.

**Example:** (+) He is a doctor.           Dia (lk) adalah seorang dokter.  
              (-) He is not a doctor.       Dia (lk) bukan seorang dokter.  
              (?) Is he a doctor?         Apakah dia (lk) seorang dokter?  
                  Yes, he is.               Ya.  
                  No, he is not.         Bukan.

1. (+) He is a policeman.           \_\_\_\_\_.
- (-) \_\_\_\_\_.
- (?) \_\_\_\_\_.
- \_\_\_\_\_.
- \_\_\_\_\_.
2. (+) She is a policewoman.       \_\_\_\_\_.
- (-) \_\_\_\_\_.
- (?) \_\_\_\_\_.
- \_\_\_\_\_.
- \_\_\_\_\_.
3. (+) \_\_\_\_\_.
- (-) He is not a fireman.       \_\_\_\_\_.
- (?) \_\_\_\_\_.
- \_\_\_\_\_.
- \_\_\_\_\_.
4. (+) \_\_\_\_\_.
- (-) She is not a midwife.      \_\_\_\_\_.
- (?) \_\_\_\_\_.
- \_\_\_\_\_.
- \_\_\_\_\_.
5. (+) \_\_\_\_\_.
- (-) \_\_\_\_\_.
- (?) Is he a steward?           \_\_\_\_\_.
- \_\_\_\_\_.
- \_\_\_\_\_.



B. Complete these sentences into positive, negative, or interrogative form and translate into English.

**Example:** Dia (pr) seorang perawat. (+) She is a nurse.  
 Dia (pr) bukan seorang perawat (-) She is not a nurse.  
 Apakah dia (pr) seorang perawat? (?) Is she a nurse?  
 Ya. Yes, she is.  
 Bukan. No, she is not.

1. Dia (lk) adalah seorang OB. (+) \_\_\_\_\_.  
 \_\_\_\_\_ (-) \_\_\_\_\_.  
 \_\_\_\_\_ (?) \_\_\_\_\_.  
 \_\_\_\_\_.
2. Dia (pr) ada di rumah. (+) \_\_\_\_\_.  
 \_\_\_\_\_ (-) \_\_\_\_\_.  
 \_\_\_\_\_ (?) \_\_\_\_\_.  
 \_\_\_\_\_.
3. \_\_\_\_\_ (+) \_\_\_\_\_.  
 Dia (lk) bukan seorang penjual. (-) \_\_\_\_\_.  
 \_\_\_\_\_ (?) \_\_\_\_\_.  
 \_\_\_\_\_.
4. \_\_\_\_\_ (+) \_\_\_\_\_.  
 Dia (pr) bukan seorang pramugari. (-) \_\_\_\_\_.  
 \_\_\_\_\_ (?) \_\_\_\_\_.  
 \_\_\_\_\_.
5. \_\_\_\_\_ (+) \_\_\_\_\_.  
 \_\_\_\_\_ (-) \_\_\_\_\_.  
 Apakah dia (pr) di kereta api? (?) \_\_\_\_\_.  
 \_\_\_\_\_.  
 \_\_\_\_\_.

## Lesson Four

### Animals / Things (Hewan / Benda)

#### Formula:

(+)	It is....	Dia adalah .... / Dia ada ....
(-)	It is not ....	Dia bukan .... / Dia tidak ....
(?)	Is it ....? answer: yes, It is. no, It is not.	Apakah Dia....? jawaban: ya. tidak / bukan.

It is .... (Dia adalah .... / Dia ada ....)

	S	V	O	Meaning
(+)	It	is	a cat. a table. an apple. water. on the table.	Dia adalah seekor kucing. Dia adalah sebuah meja. Dia adalah sebuah apel Dia adalah air. Dia (ada) di atas meja.

It is not .... (Dia bukan .... / Dia tidak ....)

	S	V	Not	O	Meaning
(-)	It	is	not	a cow. a chair. an orange. fire. on the chair.	Dia bukan seekor sapi. Dia bukan sebuah kursi. Dia bukan sebuah jeruk. Dia bukan api. Dia tidak di atas kursi.

Is it ....? (Apakah dia ....?)

	V	S	O	Meaning
(?)	Is	it	a duck? a pen? a watermelon? a tree? hot?	Apakah dia seekor bebek? Apakah dia sebuah pena? Apakah dia sebuah semangka? Apakah dia sebuah pohon? Apakah dia panas?

**Answer:** Yes, it is. / No, it is not.

















### Lesson Four Practice

A. Complete these sentences into positive, negative, or interrogative form and translate into Indonesian.

**Example:** (+) It is a cat.      Dia adalah seekor kucing.  
                 (-) It is not a cat.      Dia bukan seekor kucing.  
                 (?) Is it a cat?      Apakah dia seekor kucing?  
                 Yes, it is.      Ya.  
                 No, it is not.      Bukan.

1. (+) It is a watermelon.      \_\_\_\_\_  
                 (-) \_\_\_\_\_  
                 (?) \_\_\_\_\_  
                 \_\_\_\_\_  
                 \_\_\_\_\_
2. (+) It is a cow.      \_\_\_\_\_  
                 (-) \_\_\_\_\_  
                 (?) \_\_\_\_\_  
                 \_\_\_\_\_  
                 \_\_\_\_\_
3. (+) \_\_\_\_\_  
                 (-) It is not good.      \_\_\_\_\_  
                 (?) \_\_\_\_\_  
                 \_\_\_\_\_  
                 \_\_\_\_\_
4. (+) \_\_\_\_\_  
                 (-) It is not a table.      \_\_\_\_\_  
                 (?) \_\_\_\_\_  
                 \_\_\_\_\_  
                 \_\_\_\_\_
5. (+) \_\_\_\_\_  
                 (-) \_\_\_\_\_  
                 (?) Is it water?      \_\_\_\_\_  
                 \_\_\_\_\_  
                 \_\_\_\_\_

B. Complete each sentence below correctly!

<p>Is it a bird? <u>No, it is not.</u> It is not a bird. It is a dragonfly.</p>	 Dragonfly	<p>Is it an orange? <u>Yes, it is.</u> It is an orange. It is not an apple.</p>	 Orange
<p>Is it a rose? Yes, _____. It is _____. It is not a jasmine.</p>	 Rose	<p>Is it a cow? Yes, _____. It is _____. _____ a cat.</p>	 Cow
<p>Is it a tiger? _____ _____ a tiger. _____ a panda.</p>	 Panda	<p>Is it a banana? No, _____. _____ a banana. It is _____.</p>	 Strawberry
<p>Is it an apple? _____ It is _____. _____ a pear.</p>	 Apple	<p>Is it a butterfly? _____ _____ _____ a bee.</p>	 Butterfly
<p>Is it an lion? _____ _____ a lion. It is not _____.</p>	 Lion	<p>Is it a pear? _____ _____ a pear. It is not _____.</p>	 Pear
<p>Is it a melon? _____ _____ a melon. _____ a pineapple.</p>	 Pineapple	<p>Is it a dog? _____ _____ a dog. _____ a rabbit.</p>	 Rabbit
<p>_____ a fly? _____ _____ _____ a bee.</p>	 Bee	<p>_____ a peach? _____ _____ _____ an orange.</p>	 Peach
<p>Is it a melon? _____ It is _____. It is not _____.</p>	 Melon	<p>Is it a duck? _____ _____ a duck. It is _____.</p>	 Eagle

## Plural Nouns (Kata Benda Jamak)

-s / -es

Cara mengubah kata benda tunggal menjadi kata benda jamak:

1. Menambahkan akhiran **-es** untuk kata benda yang berakhiran huruf **-s**, **-ss**, **-sh**, **-ch**, **-x**, **-z**, **-o** (didahului huruf mati), **-y** (didahului huruf mati), **-f** / **-fe**.

Singular	Meaning	Plural	Meaning
a bus	sebuah bis	buses	para bis / bis-bis
a class	sebuah kelas	_____	kelas-kelas
a brush	sebuah sikat	_____	sikat-sikat
a beach	sebuah pantai	_____	pantai-pantai
a box	sebuah kotak	_____	kotak-kotak
a quiz	sebuah kuis	_____	kuis-kuis
a tomato	sebuah tomat	_____	tomat-tomat

Kata benda yang berakhiran **-y** didahului **huruf mati** maka **-y** berubah menjadi **-i** kemudian ditambah **-es**.

(**-y** ⇨ **-ies**)

Singular	Plural	Meaning
a strawberry	strawberries	arbei-arbei
a butterfly	_____	para kupu-kupu
a lady	_____	nyonya-nyonya
a party	_____	pesta-pesta
a country	_____	negara-negara

Kata benda yang berakhiran **-f** atau **-fe** maka **-f** atau **-fe** berubah menjadi **-v** kemudian ditambah **-es**.

(**-f/-fe** ⇨ **-ves**) kecuali: chef ⇨ chefs

Singular	Plural	Meaning
leaf	leaves	daun-daun
wolf	_____	serigala-serigala
knife	_____	pisau-pisau

2. Menambahkan akhiran **-s** jika tidak berakhiran huruf-huruf di atas

a cat	cats	an eraser	_____
a table	_____	a pencil	_____
a student	_____	a lemon	_____

Kata benda yang berakhiran huruf **-o** didahului **huruf hidup** hanya ditambah akhiran **-s**.

Singular	Plural	Meaning
a kangaroo	kangaroos	kangguru-kangguru
a radio	radios	radio-radio

### Pengecualian:

Beberapa kata benda berakhiran **-o** hanya ditambah akhiran **-s** walaupun didahului **huruf mati**. (Bisa dihafal karena hanya sedikit)

Singular	Plural	Meaning
a piano	pianos	piano-piano
a photo	photos	foto-foto
a rhino	rhinos	badak-badak

Kata benda yang berakhiran huruf **-y** didahului **huruf hidup** hanya ditambah akhiran **-s**.

Singular	Plural	Meaning
a boy	boys	para anak laki-laki
a toy	toys	para mainan

### 3. Irregular Nouns (Kata benda yang tidak beraturan)

Beberapa kata benda tidak mengikuti aturan penambahan akhiran **-s / -es** maka kata-kata benda ini harus dihafal karena jumlahnya hanya sedikit.

Singular	Plural	Meaning
Man	Men	para laki-laki
Woman	Women	para wanita
Child	Children	anak-anak
Tooth	Teeth	gigi-gigi
Foot	Feet	kaki-kaki
Goose	Geese	angsa-angsa
Ox	Oxen	para sapi jantan
Mouse	Mice	para tikus
Sheep	Sheep	domba-domba
Deer	Deer	rusa-rusa

**Ingat!** Untuk setiap kata berakhiran **man** dan **woman**

Policeman ⇨ Policemen (Para polisi), Fireman ⇨ Firemen (Para pemadam kebakaran), Policewoman ⇨ Policewomen (Para polwan)

**Lesson Five****First Person Plural (Orang Pertama Jamak)****Formula:**

(+)	We are....	Kami adalah .... / Kami ada ....
(-)	We are not ....	Kami bukan .... / Kami tidak ....
(?)	Are we ....? answer: yes, you are. no, you are not.	Apakah kami....? jawaban: ya. tidak / bukan.

We are .... (Kami / Kita adalah ....)

	S	V	O	Meaning
(+)	We	are	students. teachers. at home. on the way. in our classroom.	Kami adalah para pelajar. Kami adalah para guru. Kami ada di rumah. Kami dalam perjalanan. Kami di dalam kelas kami.

We are not .... (Kami bukan .... / Kami tidak ....)

	S	V	Not	O	Meaning
(-)	We	are	not	doctors. nurses. at school. on the beach. in the hospital.	Kami bukan para dokter. Kami bukan para perawat. Kami tidak di sekolah. Kami tidak di pantai. Kami tidak di rumah sakit.

Are we ....? (Apakah kami ....?)

	V	S	O	Answer
(?)	Are	we	farmers? racers? on a bus? drivers? at work?	Apakah kami para petani? Apakah kami para pembalap? Apakah kami di sebuah bis? Apakah kami para sopir? Apakah kami di tempat kerja?

**Answer:** Yes, you are. / No, you are not.

### Lesson Five Practice

A. Complete these sentences into positive, negative, or interrogative form and translate into Indonesian.

**Example:** (+) We are students. Kami adalah para pelajar.  
 (-) We are not students. Kami bukan para pelajar.  
 (?) Are we students? Apakah kami para pelajar?  
 Yes, you are. Ya.  
 No, you are not. Bukan.

1. (+) We are teachers. \_\_\_\_\_  
 (-) \_\_\_\_\_  
 (?) \_\_\_\_\_  
 \_\_\_\_\_  
 \_\_\_\_\_
2. (+) \_\_\_\_\_  
 (-) We are not racers. \_\_\_\_\_  
 (?) \_\_\_\_\_  
 \_\_\_\_\_  
 \_\_\_\_\_
3. (+) \_\_\_\_\_  
 (-) \_\_\_\_\_  
 (?) Are we in Bali? \_\_\_\_\_  
 \_\_\_\_\_  
 \_\_\_\_\_
4. (+) \_\_\_\_\_  
 (-) We are not at school. \_\_\_\_\_  
 (?) \_\_\_\_\_  
 \_\_\_\_\_  
 \_\_\_\_\_
5. (+) We are dentists. \_\_\_\_\_  
 (-) \_\_\_\_\_  
 (?) \_\_\_\_\_  
 \_\_\_\_\_  
 \_\_\_\_\_



B. Complete these sentences into positive, negative, or interrogative form and translate into English.

**Example:** Kami di bis. (+) We are on a bus.  
 Kami tidak di bis. (-) We are not on a bus.  
 Apakah kami di bis? (?) Are we on a bus?  
 Ya. Yes, you are.  
 Tidak. No, you are not.

1. Kami di pantai. (+) \_\_\_\_\_.  
 \_\_\_\_\_ (-) \_\_\_\_\_.  
 \_\_\_\_\_ (?) \_\_\_\_\_.  
 \_\_\_\_\_.  
 \_\_\_\_\_.
2. Kami adalah para pengusaha. (+) \_\_\_\_\_.  
 \_\_\_\_\_ (-) \_\_\_\_\_.  
 \_\_\_\_\_ (?) \_\_\_\_\_.  
 \_\_\_\_\_.  
 \_\_\_\_\_.
3. \_\_\_\_\_ (+) \_\_\_\_\_.  
 Kami tidak di sekolah. (-) \_\_\_\_\_.  
 \_\_\_\_\_ (?) \_\_\_\_\_.  
 \_\_\_\_\_.  
 \_\_\_\_\_.
4. \_\_\_\_\_ (+) \_\_\_\_\_.  
 Kami bukan para pedagang. (-) \_\_\_\_\_.  
 \_\_\_\_\_ (?) \_\_\_\_\_.  
 \_\_\_\_\_.  
 \_\_\_\_\_.
5. \_\_\_\_\_ (+) \_\_\_\_\_.  
 \_\_\_\_\_ (-) \_\_\_\_\_.  
 Apakah kami ada di dalam kelas? (?) \_\_\_\_\_.  
 \_\_\_\_\_.  
 \_\_\_\_\_.

**Lesson Six****Second Person Plural (Orang Kedua Jamak)****Formula:**

(+)	You are....	Kalian adalah .... / Kalian ada ....
(-)	You are not ....	Kalian bukan .... / Kalian tidak ....
(?)	Are you....? answer: yes, we are. no, we are not.	Apakah kalian....? jawaban: ya. tidak / bukan.

You are .... (Kalian adalah ....)

	S	V	O	Meaning
(+)	You	are	policemen. policewomen. at the bookstore. on a bike. in Japan.	Kalian adalah para polisi laki-laki. Kalian adalah para polisi wanita. Kalian ada di toko buku. Kalian di atas sebuah sepeda. Kalian ada di Jepang.

You are not .... (Kalian bukan .... / Kalian tidak ....)

	S	V	Not	O	Meaning
(-)	You	are	not	sailors. tailors. at the university. on a plane. in Palembang.	Kalian bukan para pelaut. Kalian bukan para penjahit. Kalian tidak di universitas. Kalian di sebuah pesawat terbang. Kalian ada di Palembang.

Are you ....? (Apakah kalian ....?)

	V	S	O	Answer
(?)	Are	you	soldiers? firemen? at the bank? on a ship? in Medan?	Apakah kalian para tentara? Apakah kalian para pemadam kebakaran? Apakah kalian ada di bank? Apakah kalian di sebuah kapal? Apakah kalian ada di Medan?

**Answer:** Yes, we are. / No, we are not.

### Lesson Six Practice

A. Complete these sentences into positive, negative, or interrogative form and translate into Indonesian.

**Example:** (+) You are students.      Kalian adalah para pelajar.  
 (-) You are not students.      Kalian bukan para pelajar.  
 (?) Are you students?      Apakah kalian para pelajar?  
     Yes, we are.      Ya.  
     No, we are not.      Bukan.

1. (+) You are policemen.      \_\_\_\_\_.  
 (-) \_\_\_\_\_.  
 (?) \_\_\_\_\_.  
     \_\_\_\_\_.  
     \_\_\_\_\_.
2. (+) \_\_\_\_\_.  
 (-) You are not firemen.      \_\_\_\_\_.  
 (?) \_\_\_\_\_.  
     \_\_\_\_\_.  
     \_\_\_\_\_.
3. (+) \_\_\_\_\_.  
 (-) \_\_\_\_\_.  
 (?) Are you in England?      \_\_\_\_\_.  
     \_\_\_\_\_.  
     \_\_\_\_\_.
4. (+) \_\_\_\_\_.  
 (-) You are not at home.      \_\_\_\_\_.  
 (?) \_\_\_\_\_.  
     \_\_\_\_\_.  
     \_\_\_\_\_.
5. (+) You are soldiers.      \_\_\_\_\_.  
 (-) \_\_\_\_\_.  
 (?) \_\_\_\_\_.  
     \_\_\_\_\_.  
     \_\_\_\_\_.

B. Complete these sentences into positive, negative, or interrogative form and translate into English.

**Example:** Kalian di bis. (+) You are on a bus.  
 Kalian tidak di bis. (-) You are not on a bus.  
 Apakah kalian di bis? (?) Are you on a bus?  
 Ya. Yes, we are.  
 Tidak. No, we are not.

1. Kalian di Bandung. (+) \_\_\_\_\_  
 \_\_\_\_\_ (-) \_\_\_\_\_  
 \_\_\_\_\_ (?) \_\_\_\_\_  
 \_\_\_\_\_  
 \_\_\_\_\_
2. Kalian adalah para penjahit. (+) \_\_\_\_\_  
 \_\_\_\_\_ (-) \_\_\_\_\_  
 \_\_\_\_\_ (?) \_\_\_\_\_  
 \_\_\_\_\_  
 \_\_\_\_\_
3. \_\_\_\_\_ (+) \_\_\_\_\_  
 Kalian tidak di toko buku. (-) \_\_\_\_\_  
 \_\_\_\_\_ (?) \_\_\_\_\_  
 \_\_\_\_\_  
 \_\_\_\_\_
4. \_\_\_\_\_ (+) \_\_\_\_\_  
 Kalian bukan para petani. (-) \_\_\_\_\_  
 \_\_\_\_\_ (?) \_\_\_\_\_  
 \_\_\_\_\_  
 \_\_\_\_\_
5. \_\_\_\_\_ (+) \_\_\_\_\_  
 \_\_\_\_\_ (-) \_\_\_\_\_  
 Apakah kalian di sebuah kapal? (?) \_\_\_\_\_  
 \_\_\_\_\_  
 \_\_\_\_\_

**Lesson Seven****Third Person Plural (Orang Ketiga Jamak)****Formula:**

(+)	They are....	Mereka adalah .... / Mereka ada ....
(-)	They are not ....	Mereka bukan .... / Mereka tidak ....
(?)	Are they....? answer: yes, we are. no, we are not.	Apakah mereka...? jawaban: ya. tidak / bukan.

They are .... (Mereka adalah ....)

	<b>S</b>	<b>V</b>	<b>O</b>	<b>Meaning</b>
(+)	They	are	managers. workers. hens. bananas. good.	Mereka adalah para manajer. Mereka adalah para pekerja. Mereka adalah ayam-ayam. Mereka adalah pisang-pisang. Mereka baik / bagus.

They are not .... (Mereka bukan .... / Mereka tidak ....)

	<b>S</b>	<b>V</b>	<b>Not</b>	<b>O</b>	<b>Meaning</b>
(-)	They	are	not	gardeners. bodyguards. goats. grapes. cute.	Mereka bukan para tukang kebun. Mereka bukan para pengawal. Mereka bukan kambing-kambing. Mereka bukan anggur-anggur. Mereka tidak lucu / imut.

Are they ....? (Apakah mereka ....?)

	<b>V</b>	<b>S</b>	<b>O</b>	<b>Meaning</b>
(?)	Are	they	directors? entrepreneurs? rulers? strawberries? crazy?	Apakah mereka para direktur? Apakah mereka para pengusaha? Apakah mereka mistar-mistar? Apakah mereka arbei-arbei? Apakah mereka gila?

**Answer:** Yes, they are. / No, they are not.

### Lesson Seven Practice

A. Change these sentences into positive form.

Example: (+) They are students.

(-) They are not students.

1. (+) They are directors.  
(-) \_\_\_\_\_.
2. (+) They are bananas.  
(-) \_\_\_\_\_.
3. (+) They are at work.  
(-) \_\_\_\_\_.
4. (+) They are on the beach.  
(-) \_\_\_\_\_.
5. (+) They are tables.  
(-) \_\_\_\_\_.

B. Change these sentences into negative form.

Example: (-) They are not nurses.

(+) They are nurses.

1. (-) They are not goats.  
(+) \_\_\_\_\_.
2. (-) They are not at home.  
(+) \_\_\_\_\_.
3. (-) They are not in Jakarta.  
(+) \_\_\_\_\_.
4. (-) They are not workers.  
(+) \_\_\_\_\_.
5. (-) They are not grapes.  
(+) \_\_\_\_\_.

C. Answer these questions with yes and no.

Example: (?) Are they pilots?

(+) Yes, they are.

(-) No, they are not.

(?) Are they teachers?

(+) Yes, they are.

(-) No, they are not.

1. (?) Are they entrepreneurs?  
(+) \_\_\_\_\_.  
(-) \_\_\_\_\_.
2. (?) Are they watermelons?  
(+) \_\_\_\_\_.  
(-) \_\_\_\_\_.
3. (?) Are they in the classroom?  
(+) \_\_\_\_\_.  
(-) \_\_\_\_\_.
4. (?) Are they pens?  
(+) \_\_\_\_\_.  
(-) \_\_\_\_\_.
5. (?) Are they managers?  
(+) \_\_\_\_\_.  
(-) \_\_\_\_\_.
6. (?) Are they cute?  
(+) \_\_\_\_\_.  
(-) \_\_\_\_\_.
7. (?) Are they bodyguards?  
(+) \_\_\_\_\_.  
(-) \_\_\_\_\_.
8. (?) Are they lions?  
(+) \_\_\_\_\_.  
(-) \_\_\_\_\_.